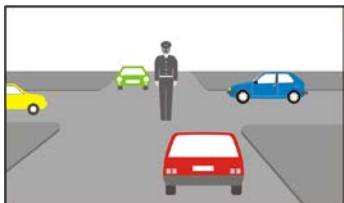
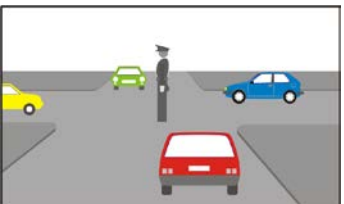
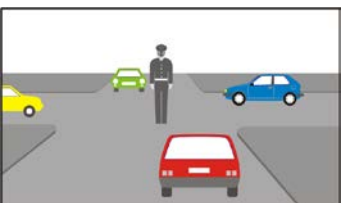
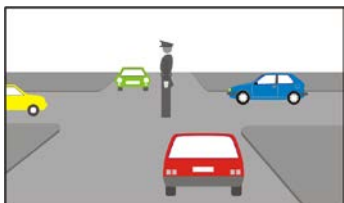




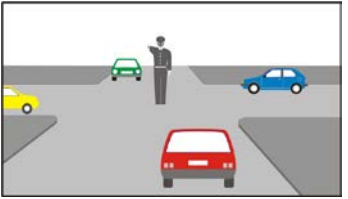
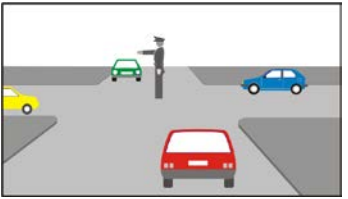
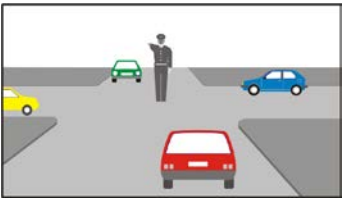
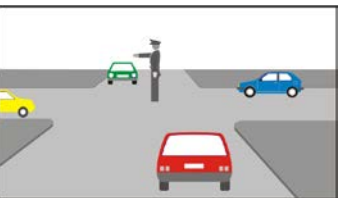
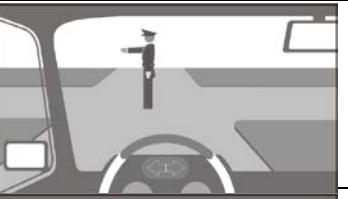







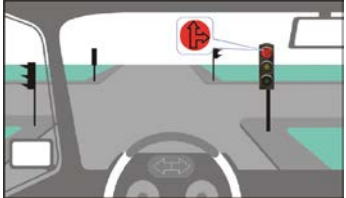















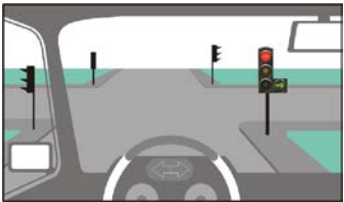






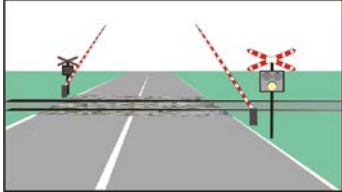
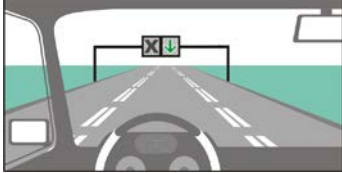
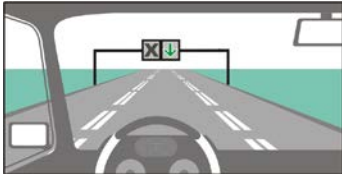


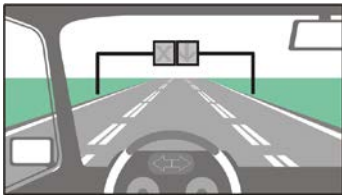
Theme: 4. TRAFFIC CONTROL














points	K	№	Question, answers	Figure
3		4/1.0	For which of the drivers is this position of the body and arms of the traffic controller a signal that they can drive straight or turn right? of the yellow passenger car of the blue passenger car of the red passenger car of the green passenger car	
3		4/1.1	For which of the drivers is this position of the body and arms of the traffic controller a signal that they can drive straight or turn right? of the red passenger car of the green passenger car of the yellow passenger car of the blue passenger car	
3		4/2.0	For which of the drivers is this position of the body and arms of the traffic controller a signal that passing is prohibited in all directions? of the red passenger car of the green passenger car of the yellow passenger car of the blue passenger car	
3		4/2.1	For which of the drivers is this position of the body and arms of the traffic controller a signal that passing is prohibited in all directions? of the yellow passenger car of the blue passenger car of the red passenger car of the green passenger car	
3		4/3.0	The signal of the traffic controller means that: I am not allowed to pass I may turn to the right I may turn to the left I may make a U-turn	
3		4/3.1	The signal of the traffic controller means that: I am not allowed to pass I may turn right I may turn left I may make a U-turn	
3		4/4.0	The signal of the traffic controller means that: I may pass straight I may turn right I may turn left I may make a U-turn	


























3		4/4.1	The signal of the traffic controller means that: I may pass straight I may turn right I may turn left I may make a U-turn	
3		4/5.0	For which of the drivers is this position of the body and arms of the traffic controller a signal, the meaning of which is "Passing is allowed"? of the blue passenger car of the red passenger car of the green passenger car of the yellow passenger car	
3		4/5.1	For which of the drivers is this position of the body and arms of the traffic controller a signal, the meaning of which is "Passing is allowed"? of the red passenger car of the green passenger car of the yellow passenger car of the blue passenger car	
3		4/6.0	For which of the drivers is this position of the body and arms of the traffic controller a signal, the meaning of which is "Passing is prohibited"? of the red passenger car of the green passenger car of the yellow passenger car of the blue passenger car	
3		4/6.1	For which of the drivers is this position of the body and arms of the traffic controller a signal, the meaning of which is "Passing is prohibited"? of the green passenger car of the yellow passenger car of the blue passenger car of the red passenger car	
3		4/7.0	The signal of the traffic controller means that it is: allowed to turn left allowed to pass straight prohibited to turn right prohibited to make a U-turn	
3		4/7.1	The signal of the traffic controller means that: I am prohibited to pass I am allowed to turn right I am allowed to turn left I am allowed to make a U-turn	
3		4/8.0	The signal of the traffic controller means that: I am prohibited to pass I am allowed to turn right I am allowed to turn left I am allowed to make a U-turn	

















3		4/8.1	<p>The signal of the traffic controller means that:</p> <p>I am prohibited to pass</p> <p>I am allowed to turn right</p> <p>I am allowed to turn left</p> <p>I am allowed to make a U-turn</p>	
3		4/10.0	<p>The meaning of this signal of the traffic controller is:</p> <p>"Caution, stop!"</p> <p>"Pass with high caution"</p> <p>"Caution"</p> <p>"Give way to those driving on the road you are crossing"</p>	
3		4/10.1	<p>The meaning of this signal of the traffic controller is:</p> <p>"Caution, stop!"</p> <p>"Pass with high caution"</p> <p>"Caution"</p> <p>"Give way to those driving on the road you are crossing"</p>	
3		4/11.	<p>The meaning of that non - flashing signal of the traffic lights is:</p> <p>"Passing is prohibited"</p> <p>"Passing is allowed"</p> <p>"Caution"</p> <p>"Caution, stop!"</p>	
3		4/12.0	<p>The meaning of this signal of the traffic lights is the following:</p> <p>"It is prohibited to pass straight or turn right "</p> <p>"It is prohibited for all road users to enter the road junction "</p> <p>"It is prohibited to pass, except for the road vehicles passing straight or turning right "</p>	
3		4/12.1	<p>That signal of the traffic lights means that the entry into the road junction is prohibited:</p> <p>for the road vehicles passing straight</p> <p>for the road vehicles turning right</p> <p>for the road vehicles turning left</p>	
3		4/13.	<p>The meaning of this signal of the traffic lights is:</p> <p>"Passing is prohibited"</p> <p>"Passing is allowed"</p> <p>"Caution"</p> <p>"Caution, stop!"</p>	
3		4/14	<p>The meaning of which of the listed non-flashing signals of the traffic lights is "Passing is prohibited"?</p> <div style="display: flex; justify-content: space-around; align-items: center;">     </div> <div style="display: flex; justify-content: space-around; align-items: center; margin-top: 10px;"> a. b. c. d. </div>	














3		4/15.0	<p>The meaning of this signal of the traffic lights is:</p> <p>" Passing is allowed"</p> <p>" Passing is allowed in all directions "</p> <p>" Passing straight and turning right are allowed "</p>	
3		4/15.1	<p>The meaning of which of the listed non-flashing signals of the traffic lights is "Passing is allowed "?</p> <div style="display: flex; justify-content: space-around; align-items: center;">     </div> <div style="display: flex; justify-content: space-around; margin-top: 5px;"> a. b. c. d. </div>	
3		4/16.0	<p>The meaning of this flashing signal of the traffic lights is:</p> <p>"Caution, stop!"</p> <p>"Passing is allowed", but drivers have to be careful and cautious</p> <p>"Passing is allowed"</p>	
3		4/16.1	<p>The meaning of which of the listed non-flashing signals of the traffic lights is "Caution! Stop!"?</p> <div style="display: flex; justify-content: space-around; align-items: center;">     </div> <div style="display: flex; justify-content: space-around; margin-top: 5px;"> a. b. c. d. </div>	
3		4/17.	<p>That signal of the traffic lights means that entering the road junction is prohibited for the road vehicles which:</p> <p>are passing straight</p> <p>are turning left</p> <p>are turning right</p>	
3		4/18.0	<p>The yellow flashing light:</p> <p>means "Caution"</p> <p>warns the drivers to be careful and cautious</p> <p>means that passing without stopping is prohibited</p> <p>indicates that the road traffic is controlled by a traffic controller</p>	
3		4/18.1	<p>The meaning of the yellow flashing traffic light is:</p> <p>"Caution"</p> <p>"Passing is prohibited "</p> <p>"Caution, stop!"</p> <p>"Passing without stopping is prohibited "</p>	










3		4/19.0.	<p>A flashing red light or two red lights flashing in succession mean that passing is:</p> <p>prohibited</p> <p>allowed</p>	
3		4/19.1	<p>The flashing red light or two red lights flashing in succession mean:</p> <p>that passing is prohibited</p> <p>that passing is allowed</p> <p>that this is a signal only for drivers of rail vehicles</p> <p>"Caution!"</p>	
3		4/20.	<p>In this situation the signal from a slowly flashing light of the moon-like white color indicates to road users that:</p> <p>the traffic lights is in good order</p> <p>it is prohibited to pass through the railroad crossing</p> <p>the railroad crossing barriers will begin to lower</p> <p>that a train is approaching the railroad crossing</p>	
3		4/21.0	<p>The meaning of this light signal is:</p> <p>"The entry is allowed" on the road lane over which it is placed</p> <p>"Mandatory direction of movement"</p> <p>"No entry" on the road lane over which it is placed</p> <p>"Place for a mandatory stop" in the road lane over which it is placed"</p>	
3		4/21.1	<p>This light signal:</p> <p>indicates that the entry into the road lane over which it is placed is allowed</p> <p>indicates the mandatory direction of movement</p> <p>indicates the location for mandatory stopping</p> <p>prohibits the entry into the other road lanes</p>	
3		4/22.0	<p>The meaning of that light signal is:</p> <p>"No entry" on the road lane over which it is placed</p> <p>"A road junction of roads with equal right of way follows"</p> <p>"Entry is allowed" on the road lane over which it is placed</p> <p>"Location for mandatory stopping"</p>	
3		4/22.1	<p>This light signal:</p> <p>indicates that the entry into the road lane over which it is placed is prohibited</p> <p>indicates that the road traffic is prohibited on the left road lane</p> <p>indicates the location for mandatory stopping</p> <p>prohibits the traffic on the road lane over which it is placed</p>	
3		4/23	<p>When both sections of this traffic lights are out of order and there is no road sign for the number and directions of the traffic lanes, this means that:</p> <p>entry into the road lane, over which the traffic lights is placed, is prohibited</p> <p>entry into the road lane, over which the traffic lights is placed, is allowed</p> <p>the driver must stop on the line over which the traffic lights is placed</p>	













2		4/24.	This road sign warns: of approaching a drawbridge of approaching a damaged bridge that the road leads to a quay or waterside the road is closed for traffic	
2		4/25.	This road sign warns : that the road leads to a quay or waterside of approaching a drawbridge of approaching a damaged bridge that the road is closed for traffic	
2		4/26.	This road sign warns : that ejection of small stones is possible of an unprotected roadside of a slippery section of the road of bumps on the driveway	
2		4/27.	This road sign warns: of danger of rocks falling on the road that there might be rocks falling on the road that the road on the right is narrowed and has broken surface that construction and repair works are carried out to the right of the road	
2		4/28	This road sign: warns of possible emergence of domestic animals on the road warns of a road on which animal-drawn road vehicles move prohibits the leading of domestic animals on the driveway indicates a road that is mandatory for movement of animal-drawn road vehicles	
2		4/29	This road sign warns drivers about: possible emergence of wild animals on the road passing by a zoo the road entering into a hunting location possible emergence of domestic animals on the road	
2		4/30.0	The meaning of this road sign is: "Two-way traffic" "Give way to the vehicles from the opposite direction " "Pass if the road is free" "Passing each other is prohibited"	
2		4/30.1	Which of the road signs means "Two-way traffic!"?     a. b. c. d.	
2		4/31.	This road sign warns about: a place on the road where the traffic is regulated by light signals a junction where the traffic lights are off or damaged an intersection of two roads with equal right of way a railroad crossing with traffic lights control	
2		4/32.	This road sign: warns of the possible emergence of a strong, side wind indicates an airport area warns of low-flying aircraft indicates a place for recreation	
























3		4/33.0	<p>The meaning of this road sign is:</p> <p>"Give way to those driving on the priority road"</p> <p>"Give way to the vehicles from the opposite direction "</p> <p>"Caution, other hazards"</p> <p>"Caution, stop!"</p>	
3		4/33.1	<p>Which of the road signs means "Give way to those driving on the priority road"?</p> <div>     </div> <p>a. b. c. d.</p>	
3		4/34.	<p>Which of the road signs means "Pass if the road is free!"?</p> <div>     </div> <p>a. b. c. d.</p>	
3		4/35.	<p>Which of these road signs means "Give way to the road vehicles with right of way"?</p> <div>     </div> <p>a. b. c. d.</p>	
3		4/36.0	<p>This road sign:</p> <p>prohibits the entry of road vehicles</p> <p>prohibits only the entry of cars across</p> <p>allows the entry of motorcyclists</p> <p>indicates that the road is a dead end</p>	
3		4/36.1	<p>This road sign:</p> <p>prohibits the entry of road vehicles</p> <p>indicates a road for closed public use</p> <p>prohibits passing without stopping</p> <p>indicates that the road is a dead end</p>	
3		4/36.2	<p>Which of these road signs prohibits the entry of road vehicles?</p> <div>     </div> <p>a. b. c. d.</p>	
3		4/36.3	<p>Which of the listed vehicles are prohibited to enter after this sign?</p> <p>passenger cars</p> <p>vehicles with special regime of movement</p> <p>tractors</p> <p>bicycles</p>	
3		4/36.5	<p>Which of these vehicles are allowed to enter after this sign?</p> <p>bicycles</p> <p>animal – drawn road vehicles</p> <p>mopeds</p> <p>vehicles with special regime of movement</p>	
3		4/37.0	<p>Which of these road signs prohibits the entry of road vehicles in both directions after this sign?</p> <div>     </div> <p>a. b. c. d.</p>	






















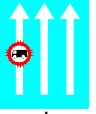
3		4/37.1	<p>Which of these vehicles are allowed to enter after this sign?</p> <p>vehicles with special regime of movement</p> <p>vehicles of the regular public transport lines</p> <p>special vehicles</p> <p>buses</p>	
3		4/37.2	<p>Which of these vehicles are prohibited to enter after this sign?</p> <p>trucks</p> <p>tractors</p> <p>vehicles with special regime of movement</p> <p>special vehicles</p>	
3		4/37.3	<p>Which of these vehicles are prohibited to enter after this sign?</p> <p>vehicles with special regime of movement</p> <p>motorcycles</p> <p>mopeds</p> <p>bicycles</p>	
3		4/37.4	<p>Which of these vehicles are prohibited to enter after this sign?</p> <p>buses</p> <p>animal-drawn road vehicles</p> <p>special-regime vehicles</p> <p>vehicles of regular public transport lines</p>	
3		4/38.	<p>This traffic sign means:</p> <p>that it is prohibited to make a U-turn</p> <p>that it is prohibited to move backward</p> <p>end of the U-turn restriction</p>	
3		4/39.0	<p>This road sign prohibits the entry:</p> <p>of motor vehicles, except motorcycles without a side car and mopeds</p> <p>of all motor vehicles</p> <p>of vehicles only</p> <p>of all road vehicles</p>	
3		4/39.1	<p>Which of these vehicles are prohibited to enter after this sign?</p> <p>vehicles</p> <p>trucks</p> <p>mopeds</p> <p>tractors</p>	
3		4/39.2	<p>Which of these vehicles are prohibited to enter after this sign?</p> <p>motorcycles with side cars</p> <p>motorcycles without side cars</p> <p>mopeds</p> <p>bicycles</p>	
3		4/39.3	<p>Which road sign prohibits the entry of trucks beyond it?</p> <div style="display: flex; justify-content: space-around; align-items: center;"> <div style="text-align: center;">  a. </div> <div style="text-align: center;">  b. </div> <div style="text-align: center;">  c. </div> <div style="text-align: center;">  d. </div> </div>	
3		4/39.4	<p>Which of the road signs prohibits the entry of trucks beyond it?</p> <div style="display: flex; justify-content: space-around; align-items: center;"> <div style="text-align: center;">  a. </div> <div style="text-align: center;">  b. </div> <div style="text-align: center;">  c. </div> <div style="text-align: center;">  d. </div> </div>	























3		4/40.0	<p>The meaning of this road sign is:</p> <p>"Entry prohibited for trucks with a permissible maximum mass exceeding 7 t"</p> <p>" Entry prohibited for trucks with load capacity over 7 tons "</p> <p>" Entry prohibited for trucks which load is more than 7 tons "</p> <p>" Entry prohibited for trucks, the axle load of which is more than 7 tons "</p>	
3		4/40.1	<p>The meaning of which road sign is "Entry prohibited for trucks with a permissible maximum mass exceeding 5 t "</p> <div style="display: flex; justify-content: space-around; align-items: center;"> <div style="text-align: center;">  <p>a.</p> </div> <div style="text-align: center;">  <p>b.</p> </div> <div style="text-align: center;">  <p>c.</p> </div> <div style="text-align: center;">  <p>d.</p> </div> </div>	
3		4/41.0	<p>This road sign prohibits the entry of vehicles towing:</p> <p>trailers with two or more axles</p> <p>semi-trailers</p> <p>single-axle trailers</p>	
3		4/41.1	<p>This road sign does not prohibit the entry of:</p> <p>vehicle towing single-axle trailer</p> <p>vehicle with trailer</p> <p>vehicle towing a trailer with two or more axles</p>	
3		4/41.2	<p>The meaning of this road sign is:</p> <p>"Entry prohibited for motor vehicles with trailers, except with semi-trailers or single one-axle trailers "</p> <p>"Entry prohibited for motor vehicles with trailers"</p> <p>"Entry prohibited for trucks"</p>	
3		4/42.0	<p>The meaning of this road sign is:</p> <p>"Entry prohibited for motor vehicles with trailers"</p> <p>"Entry prohibited for motor vehicles with trailers, except for semi-trailers or single one-axle trailers"</p>	
3		4/42.1	<p>This road sign:</p> <p>prohibits the entry of motor vehicles with trailers with two or more axles</p> <p>does not prohibit the entry of motor vehicles with semi-trailers</p> <p>prohibits the entry of motor vehicles with single one-axle trailers</p>	
3		4/43.0	<p>Except for tractors, the prohibition of entry beyond this road sign applies also to:</p> <p>self-propelled machines</p> <p>motorcycles with sidecars</p> <p>trucks</p> <p>special vehicles</p>	
3		4/43.1	<p>This road sign prohibits the entry of:</p> <p>tractors</p> <p>self-propelled machines</p> <p>trucks</p> <p>animal-drawn road vehicles</p>	
3		4/44.0	<p>Is the entry of mopeds allowed beyond this road sign?</p> <p>no</p> <p>yes</p>	

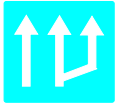















3		4/44.1	This road sign prohibits the entry of: motorcycles mopeds bicycles self-propelled machines	
3		4/45.0	Is it obligatory to stop at this road sign? yes no	
3		4/45.1	The meaning of this road sign is: "It is prohibited to pass without stopping" "It is prohibited to enter opposite the sign" "Attention, Customs" "Road closed for public use"	
3		4/46.0	This road sign prohibits: the entry of the depicted road vehicles the overtaking of trucks by motorcycles the entry of road vehicles, with the exception of the depicted ones the parking of trucks and motorcycles	
3		4/46.1	Which of these vehicles are not allowed to enter beyond this sign? trucks motorcycles mopeds bicycles	
3		4/46.2	Which of these vehicles are not allowed to enter beyond this sign? trucks motorcycles with sidecars motorcycles without sidecars tractors	
3		4/46.3	Which of these vehicles are not allowed to enter beyond this sign? tractors self-propelled machines animal- drawn road vehicles vehicles with trailers	
3		4/46.4	Which of these vehicles are not allowed to enter beyond this sign? buses vehicles with trailers vehicles with semi-trailers trucks	
3		4/47.0	The meaning of this road sign is: "Entry prohibited for road vehicles, with laden mass greater than the indicated" "Entry prohibited for road vehicles, with load larger than the indicated" "Entry prohibited for road vehicles with load capacity greater than the indicated" "Entry prohibited for road vehicles with load on any of the axles larger than the indicated"	


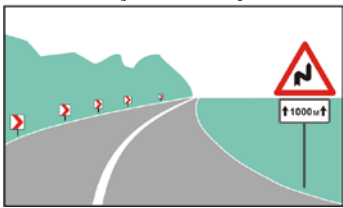
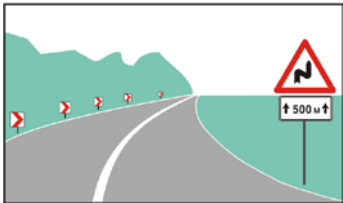






3		4/47.1	<p>The meaning of which road sign is "Entry prohibited for road vehicles with laden mass greater than the indicated?"</p> <div style="display: flex; justify-content: space-around; align-items: center;"> <div style="text-align: center;">  <p>a.</p> </div> <div style="text-align: center;">  <p>b.</p> </div> <div style="text-align: center;">  <p>c.</p> </div> </div>	
3		4/48.0	<p>The meaning of this road sign is:</p> <p>"Entry prohibited for road vehicles with load on any of the axles larger than the indicated"</p> <p>"Entry prohibited for road vehicles with laden mass greater than the indicated"</p> <p>"Entry prohibited for road vehicles with load greater than the indicated "</p> <p>"Entry prohibited for road vehicles with load capacity greater than the indicated"</p>	
3		4/48.1	<p>The meaning of which road sign is "Entry prohibited for road vehicles with load on any of the axles larger than the indicated"?</p> <div style="display: flex; justify-content: space-around; align-items: center;"> <div style="text-align: center;">  <p>a.</p> </div> <div style="text-align: center;">  <p>b.</p> </div> <div style="text-align: center;">  <p>c.</p> </div> </div>	
3		4/49.0	<p>This road sign prohibits the entry of road vehicles:</p> <p>with height, including the load, greater than the indicated</p> <p>with length, including load greater than the indicated</p> <p>with width, including load greater than the indicated moving one behind the other at a distance less than the indicated</p>	
3		4/49.1	<p>This road sign prohibits the entry beyond the sign of a vehicle:</p> <p>with height of the vehicle greater than the indicated with height of the vehicle load is greater than the indicated</p> <p>with length of the vehicle greater than the indicated</p> <p>with length of the load greater than the indicated</p>	
3		4/50.0	<p>This road sign prohibits the entry of road vehicles:</p> <p>with width, including load greater than the indicated</p> <p>with length, including load greater than the indicated with height, including load greater than the indicated moving one behind the other at a distance less than the indicated</p>	
3		4/50.1	<p>This road sign prohibits the entry after it of a vehicle:</p> <p>with width of the vehicle greater than the indicated</p> <p>with width of the vehicle including the load greater than the indicated</p> <p>with length of the vehicle greater than the indicated</p> <p>with length of the vehicle's load greater than the indicated</p>	
3		4/51.0	<p>This road sign:</p> <p>prohibits the entry of road vehicles with length greater than the indicated</p> <p>allows the entry of road vehicles, with length of the load greater than the indicated</p> <p>prohibits the entry of road vehicles with length including the load greater than the indicated</p>	
3		4/51.1	<p>This road sign prohibits the entry of road vehicles:</p> <p>with length, including the load greater than the indicated</p> <p>moving one behind the other at a distance less than the indicated</p> <p>with width, including the load greater than the indicated</p>	











3		4/51.2	<p>This road sign prohibits the entry after it of a vehicle:</p> <p>with length of the vehicle greater than the indicated</p> <p>with length of the vehicle including the load greater than the indicated</p> <p>with width of the vehicle greater than the indicated</p> <p>with load width greater than the indicated</p>	
3		4/52.	<p>This road sign means:</p> <p>prohibition to drive at a distance less than the indicated</p> <p>the distance between the passenger cars while parking</p> <p>prohibition of movement at a distance greater than the indicated</p>	
3		4/53.0	<p>The meaning of this road sign is:</p> <p>end of the prohibitions imposed by road signs</p> <p>end of a priority road</p> <p>end of all prohibitions</p>	
3		4/53.1	<p>Which road sign repeals the prohibition for movement at speed exceeding 50 km/h?</p> <div style="display: flex; justify-content: space-around; align-items: center;">     </div>	
3		4/53.2	<p>Which of the listed road signs repeals the prohibition for trucks with a maximum permissible mass exceeding 3.5 t to overtake motor vehicles, except for the motorcycles without sidecars and mopeds?</p> <div style="display: flex; justify-content: space-around; align-items: center;">     </div> <div style="display: flex; justify-content: space-around; margin-top: 5px;"> a.b.c.d. </div>	
2		4/54.	<p>Which of these road signs indicates a mandatory direction of movement of vehicles?</p> <div style="display: flex; justify-content: space-around; align-items: center;">     </div> <div style="display: flex; justify-content: space-around; margin-top: 5px;"> a.b.c.d. </div>	
2		4/55.0	<p>This road sign:</p> <p>obliges the drivers to drive straight after the sign</p> <p>signals for one-way traffic after the sign</p> <p>indicates the direction of the priority road</p> <p>recommends that the drivers should drive straight after the sign</p>	
2		4/55.1	<p>Which road sign obliges you to drive straight after it?</p> <div style="display: flex; justify-content: space-around; align-items: center;">     </div> <div style="display: flex; justify-content: space-around; margin-top: 5px;"> a.b.c.d. </div>	
2		4/56.0	<p>This road sign:</p> <p>obliges the drivers to turn right only after the sign</p> <p>recommends that the drivers should turn right</p> <p>indicates the direction of the road with right of way at road junction</p> <p>warns that the road turns right</p>	
2		4/56.1	<p>Which of the road signs means "Move to the right only after the sign"?</p> <div style="display: flex; justify-content: space-around; align-items: center;">    </div> <div style="display: flex; justify-content: space-around; margin-top: 5px;"> a.b.c. </div>	





















2		4/57.	<p>Which of the road signs mean "Move to the right only before the sign"?</p> <div>    </div> <p>a. b. c.</p>	
2		4/58.0	<p>This road sign obliges the drivers to continue driving to the left: before the sign after the sign</p>	
2		4/58.1	<p>This road sign: obliges the drivers to turn left before the sign obliges the drivers to turn left after the sign obliges the drivers to pass to the left of the sign</p>	
2		4/58.2	<p>In case of this road sign, the driver must: pass to the right of the sign continue driving to the right after the sign turn right after the sign stop on the right of the sign</p>	
2		4/59.0	<p>Which of the road signs means "Pass on the right of the sign"?</p> <div>    </div> <p>a. b. c.</p>	
2		4/59.1	<p>Which of the road signs means "Pass on the left of the sign"?</p> <div>    </div> <p>a. b. c.</p>	
2		4/60.	<p>The meaning of this road sign is: "Mandatory road for pedestrians only" "Pedestrian crossing" "Movement prohibited for pedestrians" "Walkway"</p>	
2		4/61.	<p>The mandatory prescription of this road sign applies to the drivers of: Road vehicles marked with an identification sign for dangerous goods oversized road vehicles slow-moving road vehicles special vehicles</p>	
2		4/62.	<p>Which road sign signals for an additional road lane for slow-moving road vehicles?</p> <div>     </div> <p>a. b. c. d.</p>	
2		4/63.	<p>Which road sign designates a road for one-way traffic after the sign?</p> <div>     </div> <p>a. b. c. d.</p>	



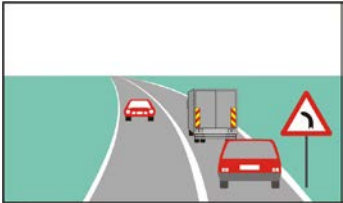

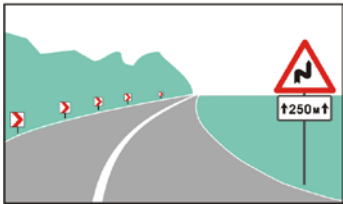



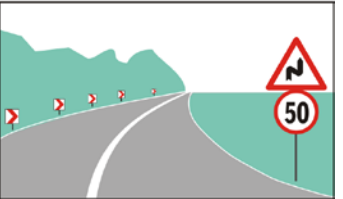
2		4/64.	After which road sign shall the traffic rules for tunnels apply?  a.  b.  c.  d.	
2		4/65.	The meaning of this road sign is: one-way traffic after the sign turning left and right is prohibited mandatory direction of movement move straight only after the sign	
2		4/66.	This road sign: is an indicator for pre-positioning indicates the beginning of a road lane indicates the number of the road lanes indicates that the road is for one-way traffic after the sign	
2		4/67.0.	After this road sign the driver: must take measures to limit the noise may park on both sides of the road should not drive with a speed exceeding 40 km/h	
2		4/67.1.	This road sign: signals for a hospital in proximity indicates that the driver must take measures to limit the noise indicates that parking is allowed on both sides of the road limits the speed up to 40 km/h	
2		4/67.2.	Which road sign indicates that you are passing along a hospital?  a.  b.  c.  d.	
2		4/68.	This road sign signals for: an additional road lane for slow - moving road vehicles mandatory going around on the right speed limit up to 30 km / h one-way movement after the sign	
2		4/69	This road sign signals for: roadway widening unlimited space for parking a stop for public transport vehicles road lane with facility for emergency stopping	
2		4/70.	Which road sign indicates a hospital with a section for emergency medical care?  a.  b.  c.  d.	
2		4/71.	Which road sign indicates that there is a dead end road?  a.  b.  c.  d.	


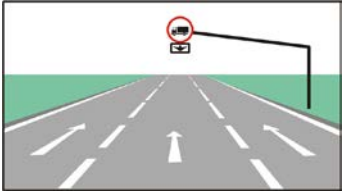
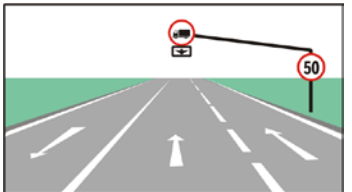
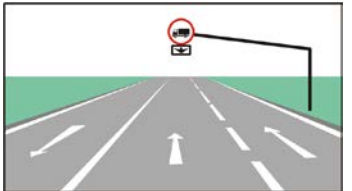



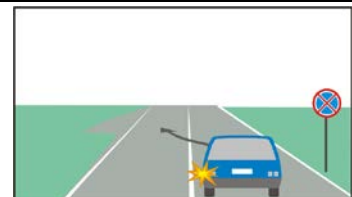
2		4/72.0	<p>What does this road sign warn about?</p> <p>beginning of a road lane</p> <p>road lane for emergency stopping</p> <p>additional road lane for slow-moving road vehicles</p> <p>road lane for turning right</p>	
2		4/72.1	<p>Which road sign signals the beginning of a road lane?</p> <div style="display: flex; justify-content: space-around; align-items: flex-end;"> <div style="text-align: center;">  a. </div> <div style="text-align: center;">  b. </div> <div style="text-align: center;">  c. </div> <div style="text-align: center;">  d. </div> </div>	
2		4/73.	<p>Which of the road signs means "Passing to the opposite driveway"?</p> <div style="display: flex; justify-content: space-around; align-items: flex-end;"> <div style="text-align: center;">  a. </div> <div style="text-align: center;">  b. </div> <div style="text-align: center;">  c. </div> <div style="text-align: center;">  d. </div> </div>	
2		4/74.	<p>This road sign signals:</p> <p>the end of a road lane</p> <p>a road lane in repair</p> <p>middle lane for overtaking in the indicated direction</p> <p>an exit from a roadside facility</p>	
2		4/75.	<p>This road sign signals:</p> <p>road lane facility for emergency stopping</p> <p>road lane for the slow-moving road vehicles</p> <p>parking space outside the roadway</p> <p>the end of a road lane</p>	
2		4/76.	<p>This road sign indicates:</p> <p>location for turning in the opposite direction</p> <p>mandatory direction of movement</p> <p>way to go around an obstacle</p> <p>a road junction with a roundabout</p>	
2		4/77.0	<p>Which of these answers gives the correct meaning of the indicated road sign with an additional plate?</p> <p>the narrowed section of the driveway begins at 200 meters after the sign</p> <p>the length of the narrowed section of the driveway is 200 m</p> <p>the narrowed section of the road ends 200 meters after the sign</p>	
2		4/77.1	<p>This plate additional to the road sign indicates:</p> <p>the distance to the narrowed section of the driveway</p> <p>the length of the narrowed section of the driveway</p> <p>the distance to the end of the narrowed section of the driveway</p>	
2		4/78	<p>The road sign with the additional plate warns about:</p> <p>the distance to the road section with successive dangerous curves is 50 m</p> <p>the length of the section with successive dangerous curves is 50 m</p> <p>the distance from the sign to the end of the section with successive curves is 50 m</p>	
2		4/79.0	<p>Which of these answers gives the correct meaning of the indicated road sign with an additional plate?</p> <p>the length of the narrowed section of the driveway is 200 m</p> <p>the narrowed section of the driveway begins 200 meters after the sign</p> <p>the narrowed section of the road ends 200 meters after the sign</p>	

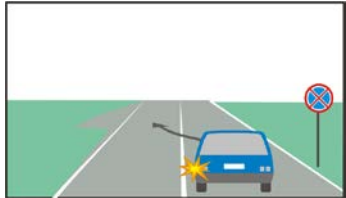
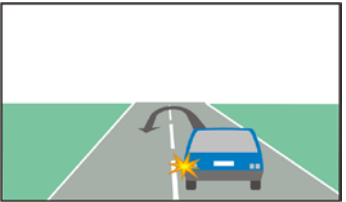
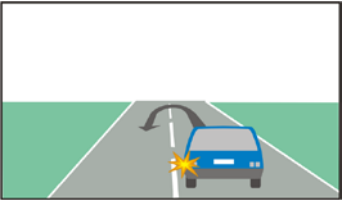
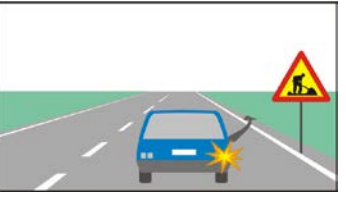



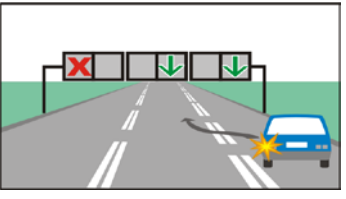
2		4/79.1	<p>This additional plate to the road sign indicates:</p> <p>the length of the narrowed section of the driveway</p> <p>the distance to the narrowed section of the driveway</p> <p>the distance to the end of the narrowed section of the driveway</p>	
2		4/80.0	<p>In this situation the length of the section with successive dangerous curves is 1000 m.</p> <p>correct</p> <p>incorrect</p>	
2		4/80.1	<p>The road sign with the additional plate warns that:</p> <p>the length of the section with successive dangerous curves is 500 m</p> <p>the distance to the road section with successive dangerous curves is 500 m</p> <p>the distance from the sign to the end of the section with successive curves is 500 m</p>	
2		4/81.	<p>The additional sign indicates that parking in the indicated time is:</p> <p>prohibited</p> <p>allowed</p>	
2		4/82.	<p>The additional plate indicates that the prohibition established by this sign only applies:</p> <p>in non-working days</p> <p>in working days</p>	
2		4/83.0	<p>The additional plate indicates that prohibition for turning left applies to:</p> <p>trucks only</p> <p>all vehicles</p> <p>all vehicles, except for trucks</p> <p>all road vehicles, except for trucks</p>	
2		4/83.1	<p>To which trucks does the sign with the additional plate apply?</p> <p>to all trucks</p> <p>to those with mass exceeding 3.5 tons only</p> <p>to those with a total mass exceeding 7.5 tons only</p> <p>to those with a maximum permissible mass exceeding 12.5 tons only</p>	
2		4/84.0	<p>To which vehicles does the sign with the additional plate apply?</p> <p>to the trucks</p> <p>to the passenger cars</p> <p>to the buses</p>	
2		4/84.1	<p>With this additional plate, are the passenger car drivers allowed to turn right after the sign?</p> <p>yes</p> <p>no</p>	

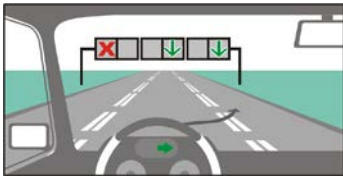


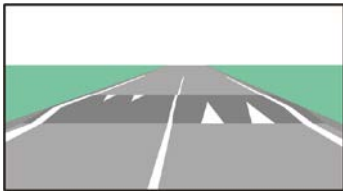

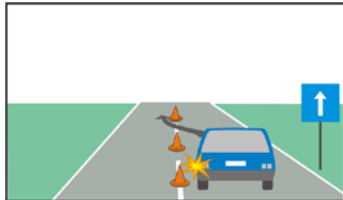
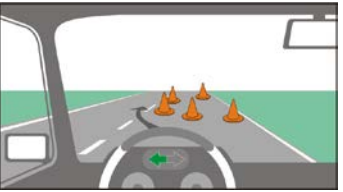
2		4/85.0	<p>With this additional plate, are the passenger car drivers prohibited to turn right after the sign?</p> <p>yes no</p>	
2		4/85.1	<p>Does the prohibition introduced with this road sign apply to bus drivers?</p> <p>no yes</p>	
2		4/86.	<p>The mandatory direction of movement imposed by this road sign with an additional plate applies to:</p> <p>passenger cars motorcycles buses trucks</p>	
2		4/87.	<p>The prohibition imposed by this road sign with an additional plate applies to:</p> <p>passenger cars trucks motorcycles buses</p>	
2		4/88.0	<p>The additional plate to the road sign indicates:</p> <p>the end of the section in which staying and parking are prohibited the beginning of the section in which stopping is prohibited</p>	
2		4/88.1	<p>The additional plate to the road sign indicates:</p> <p>the end of the section in which staying and parking are prohibited the beginning of the section in which stopping is prohibited</p>	
2		4/89.0	<p>The additional plate to the road sign indicates:</p> <p>the beginning of the section in which parking is prohibited the end of the section in which parking is prohibited</p>	
2		4/89.1	<p>The additional plate to the road sign indicates:</p> <p>the beginning of the section in which parking is prohibited the end of the section in which parking is prohibited</p>	
2		4/90.	<p>The additional plate to the road sign indicates:</p> <p>the beginning of a section with length 10 m, where parking is prohibited that the beginning of the section in which parking is prohibited is 10 meters beyond the end of a section with length 10 m, where parking is prohibited</p>	
2		4/91.0	<p>The additional plate to the road sign indicates:</p> <p>extension of the zone of action of the road sign the end of a section in which staying and parking are prohibited the beginning of a section in which staying and parking are prohibited</p>	


2		4/91.2	<p>The additional plate to the road sign indicates:</p> <p>extension of the zone of action of the road sign</p> <p>end of the section, in which staying and parking are prohibited</p> <p>that the prohibition for staying and parking applies to both sides of the road</p> <p>the beginning of a section in which staying and parking are prohibited</p>	
2		4/92.	<p>This road sign with additional plate indicates:</p> <p>the parking space for the road vehicles</p> <p>the way of parking of the road vehicles</p> <p>prohibition of parking on the sidewalk</p> <p>that parking is permitted only for passenger cars</p>	
2		4/93.	<p>In which cases, with this additional plate, the driver is obliged to observe the prohibition imposed by the road sign?</p> <p>during snowfall</p> <p>with snow on the driveway</p> <p>at temperatures at which the road surface may be covered with ice</p> <p>during heavy rain</p>	
2		4/94.	<p>Which of the additional plates indicates the direction to a facility and the distance to it?</p> <div style="display: flex; justify-content: space-around; align-items: flex-end;"> <div style="text-align: center;">  a. </div> <div style="text-align: center;">  b. </div> <div style="text-align: center;">  c. </div> <div style="text-align: center;">  d. </div> </div>	
2		4/95.	<p>Which sign warns of a specific danger?</p> <div style="display: flex; justify-content: space-around; align-items: flex-end;"> <div style="text-align: center;">  a. </div> <div style="text-align: center;">  b. </div> <div style="text-align: center;">  c. </div> <div style="text-align: center;">  d. </div> </div>	
2		4/96.0	<p>Which sign signals for a prohibition?</p> <div style="display: flex; justify-content: space-around; align-items: flex-end;"> <div style="text-align: center;">  a. </div> <div style="text-align: center;">  b. </div> <div style="text-align: center;">  c. </div> <div style="text-align: center;">  d. </div> </div>	
2		4/96.1	<p>Which sign signals for a prohibition?</p> <div style="display: flex; justify-content: space-around; align-items: flex-end;"> <div style="text-align: center;">  a. </div> <div style="text-align: center;">  b. </div> <div style="text-align: center;">  c. </div> <div style="text-align: center;">  d. </div> </div>	
2		4/97.0	<p>At what distance after the sign, if placed outside a populated area, is the dangerous curve located?</p> <p>from 100 to 150 m</p> <p>from 150 to 200 m</p> <p>from 200 to 500 m</p> <p>over 500 m</p>	

2		4/97.1	<p>At what distance after the sign, if placed in a populated area, is the pedestrian crossing located?</p> <p>from 50 to 100 m from 100 to 150 m no more than 50m immediately after the sign</p>	
2		4/97.2	<p>At what distance before the danger are the warning signs placed?</p> <p>from 50 to 100 meters in a populated area from 100 to 150 meters outside a populated area no more than 50 m immediately before the danger</p>	
2		4/98.	<p>In this situation, at what distance should we expect the dangerous curve, about which the road sign warns us?</p> <p>from 100 to 150 m from 50 to 100 m more than 200 m more than 50 m</p>	
2		4/99.	<p>In this situation, at what distance after the road sign is the pedestrian crossing located?</p> <p>from 50 to 100 m up to 50 m from 100 to 150 m at 200 m</p>	
2		4/100.	<p>In this road outside a populated area, the area with dangerous curves starts:</p> <p>from 100 to 150 meters after the sign from 50 to 100 meters after the sign at 250 m after the sign no more than 250 m</p>	
2		4/101.	<p>The prohibition imposed by this road sign is valid:</p> <p>up to the next road junction up to a sign which repeals the prohibition up to the end of the road at 150 m after the sign</p>	
2		4/102.	<p>In this situation, the prohibition for overtaking is valid:</p> <p>up to the end of the narrowed section of the road up to a sign which repeals the prohibition up to the next road junction up to the end of the road</p>	
2		4/103.0	<p>In this situation, the prohibition from the road sign is valid:</p> <p>up to the end of the section of the road with a slope up to a sign which repeals the prohibition at the distance specified in the sign for prohibition up to the next road junction</p>	
2		4/103.1	<p>In this situation, the prohibition for movement at a speed higher than indicated, is valid:</p> <p>up to the end of the danger signaled by the warning road sign up to a sign which repeals the prohibition up to the next road junction at 50 m after the sign</p>	

2		4/104.	<p>In this situation the prohibition for staying and parking is valid:</p> <p>up to the end of the danger indicated by the warning road sign</p> <p>up to a sign that repeals the prohibition</p> <p>up to the next road junction</p> <p>at the location only where the signs are placed</p>	
2		4/105.0	<p>When there is a road sign with an additional plate "Arrow" above the driveway, this means that:</p> <p>the sign applies only to the road lane, above which it is placed</p> <p>the sign does not apply to the road lane, above which it is placed</p> <p>the sign refers only to those vehicles which continue their movement straight after the sign</p> <p>the sign refers to the entire width of the driveway</p>	
2		4/105.1	<p>In this situation, the movement of trucks on the lane, above which the road sign is placed, is:</p> <p>prohibited</p> <p>allowed without restrictions</p> <p>allowed, but only at a speed not higher than the indicated</p> <p>allowed, if their laden mass does not exceed 3.5 tons</p>	
2		4/106.	<p>In this situation, the movement of trucks on the lane, above which the road sign is placed, is:</p> <p>prohibited</p> <p>allowed</p>	
2		4/107.0	<p>Is the crossing of the single continuous line between the neighboring road lanes allowed?</p> <p>no</p> <p>yes</p>	
2		4/107.1	<p>The crossing of the single continuous line between the neighboring road lanes is:</p> <p>prohibited</p> <p>allowed</p>	
2		4/108.	<p>The crossing of the single continuous line between the neighboring road lanes is:</p> <p>prohibited in all cases</p> <p>allowed</p> <p>prohibited, except for stopping on the other side of the road</p>	
2		4/109.0	<p>In this situation, the crossing of the single continuous line is:</p> <p>prohibited in all cases</p> <p>prohibited except for stopping on the other side of the road</p> <p>allowed</p>	

2		4/109.1	<p>In this situation, the driver of the passenger car is allowed to cross a single continuous line to stop on the other side of the road.</p> <p>incorrect</p> <p>correct</p>	
2		4/110.0	<p>The crossing of the single dashed line between the neighboring road lanes is:</p> <p>allowed</p> <p>prohibited</p>	
2		4/110.1	<p>In this situation, the driver of the passenger car is allowed to cross the single dashed line to stop on the other side of the road.</p> <p>correct</p> <p>incorrect</p>	
2		4/111.	<p>In this situation, the crossing of the single continuous line outlining the boundary of the driveway is:</p> <p>allowed</p> <p>prohibited</p>	
2		4/112.	<p>Is the crossing of the single continuous line outlining the boundary of the roadway allowed?</p> <p>yes</p> <p>no</p>	
2		4/113.	<p>Is it allowed to cross the single dashed line outlining the boundary of the driveway?</p> <p>yes</p> <p>no</p>	
2		4/115.	<p>In this situation, to which of the vehicles is allowed to cross the road marking?</p> <p>to the blue one</p> <p>to the red one</p> <p>to both passenger cars</p>	
2		4/116.	<p>In this situation, is it permitted to cross the marking, in order to make the manoeuvre indicated by an arrow?</p> <p>no</p> <p>yes</p>	

2		4/117.	<p>In this situation, is it permitted to cross the marking, in order to make the manoeuvre indicated by an arrow?</p> <p>yes no</p>	
2		4/118.	<p>The entry into the section of the driveway marked with oblique parallel lines, is:</p> <p>prohibited permitted for parking allowed to stop only for staying</p>	
2		4/119.	<p>The entry into the section of the driveway marked with oblique parallel lines, is:</p> <p>prohibited permitted while overtaking only allowed to stop only for staying</p>	
2		4/120.	<p>In this situation, the road marking positioned across the road indicates:</p> <p>artificial bumps on the driveway section of the road under repair a line for awaiting location for mandatory stop</p>	
2		4/121.	<p>In the area outlined by a yellow broken line, it is allowed to stop for:</p> <p>staying parking staying and parking</p>	
2		4/122.	<p>The temporary road marking can be identified by:</p> <p>the color of the marking the width of the lines the light reflection coefficient</p>	
2		4/123.	<p>In this situation, the crossing of the line indicated by the cones is:</p> <p>prohibited allowed</p>	
2		4/124.	<p>In this situation, the cones outline the line which crossing is:</p> <p>prohibited allowed</p>	
2		4/125.	<p>The white walking stick carried by a pedestrian means that he is:</p> <p>blind deaf-mute very old</p>	

2		4/126.	<p>In case of a discrepancy between the temporary road marking and the permanent road marking, the drivers:</p> <p>must comply with the temporary road marking</p> <p>must comply with the permanent road marking</p> <p>must not comply with the road marking</p>	
2		4/127.	<p>In this situation, with which of the road signs must the driver of the blue passenger car comply ?</p> <p>the portable road sign placed on the driveway</p> <p>the permanently affixed road sign</p>	
2		4/128.	<p>The "artificial bump" on the driveway is intended for:</p> <p>limiting the speed of the road vehicles</p> <p>designation of an obstacle on the driveway</p> <p>warning of areas where movement is prohibited</p>	