

EXECUTIVE AGENCY "ROAD TRANSPORT ADMINISTRATION"

EXAM QUESTIONS FOR CANDIDATES FOR ACQUISITION OF DRIVING LICENSE FROM CATEGORIES AM, A1, A2, A, B1, B AND T

Topic 11: SPECIAL RULES FOR CERTAIN ROAD USERS

Points	Number	Question and answers
2	1/1	<p>Drivers of mopeds are prohibited to drive:</p> <ul style="list-style-type: none"><input checked="" type="checkbox"/> by holding to another vehicle<input checked="" type="checkbox"/> in the immediate proximity to another road vehicle<input type="checkbox"/> on the roadside<input type="checkbox"/> with lights on during the day
2	2/1	<p>Are the drivers of two-wheeled motor vehicles allowed to move parallel to each other?</p> <ul style="list-style-type: none"><input checked="" type="checkbox"/> no<input type="checkbox"/> yes, if they fit in one road lane<input type="checkbox"/> yes, but only in populated areas<input type="checkbox"/> yes, but only at the rightmost part of the driveway
2	3/1	<p>Is the driver of a two-wheeled motor vehicle allowed to hold to another vehicle in order to move on the road?</p> <ul style="list-style-type: none"><input checked="" type="checkbox"/> no<input type="checkbox"/> yes, without restriction<input type="checkbox"/> yes, but only when the two-wheeled motor vehicle is broken down<input type="checkbox"/> yes, but only if the vehicle is moving in the right road lane
2	5/1	<p>The driver of a two-wheeled motor vehicle is prohibited:</p> <ul style="list-style-type: none"><input type="checkbox"/> to move on the roadside<input checked="" type="checkbox"/> to drive in the immediate proximity to another road vehicle<input checked="" type="checkbox"/> to hold to another road vehicle in order to travel on the road<input checked="" type="checkbox"/> to carry objects that pose a threat to the other road users

2	5/2	<p>The driver of a moped is prohibited:</p> <ul style="list-style-type: none"> <input checked="" type="checkbox"/> to move parallel to another two-wheel road vehicle <input checked="" type="checkbox"/> to carry objects that impede driving <input checked="" type="checkbox"/> to drive a vehicle in the areas designated only for pedestrians <input type="checkbox"/> to drive on the roadside
---	-----	---

2	5/3	<p>The driver of a moped is prohibited:</p> <ul style="list-style-type: none"> <input checked="" type="checkbox"/> to drive in the immediate proximity to another road vehicle <input checked="" type="checkbox"/> to drive a vehicle in the areas designated only for pedestrians <input type="checkbox"/> to drive with lights on during the day <input type="checkbox"/> to drive on the roadside
---	-----	---

2	5/4	<p>Moped riders are prohibited:</p> <ul style="list-style-type: none"> <input checked="" type="checkbox"/> to drive parallel to another two-wheeled road vehicle <input checked="" type="checkbox"/> to hold to another road vehicle in order to move on the road <input type="checkbox"/> to drive on the roadside <input type="checkbox"/> to drive with lights on during the day
---	-----	--

2	6/1	<p>When towing of an inoperative motor vehicle in daytime, which of these ways for designation is the most efficient one?</p> <ul style="list-style-type: none"> <input checked="" type="checkbox"/> by switched on emergency lights <input type="checkbox"/> by a warning light-reflecting triangle <input type="checkbox"/> with low-beam headlights <input type="checkbox"/> a red flag
---	-----	---

2	7/1	<p>By which of the methods listed below may an inoperative vehicle be designated during towing at daytime?</p> <ul style="list-style-type: none"> <input checked="" type="checkbox"/> by a warning light reflecting triangle placed in the rear <input checked="" type="checkbox"/> by switched on emergency lights <input type="checkbox"/> with low-beam headlights <input type="checkbox"/> by red light
---	-----	--

2	8/1	<p>By which of the methods listed below may an inoperative vehicle be designated during towing at night?</p> <ul style="list-style-type: none"> <input checked="" type="checkbox"/> by switched on lights and emergency lights <input checked="" type="checkbox"/> by switched on lights and placing a warning light reflecting triangle in the rear <input type="checkbox"/> by placing white light in the rear <input type="checkbox"/> only by switching on the lights
2	9/1	<p>By which of the following methods may an inoperative vehicle with a failure in the light system be designated during towing at night?</p> <ul style="list-style-type: none"> <input checked="" type="checkbox"/> by placing red light in the rear and switching the emergency lights <input checked="" type="checkbox"/> by placing red light and a warning light reflecting triangle in the rear <input type="checkbox"/> by placing white light in the rear <input type="checkbox"/> by a red flag
2	10/1	<p>In towing of an inoperative motor vehicle in daytime, the towing vehicle should have switched on:</p> <ul style="list-style-type: none"> <input checked="" type="checkbox"/> low-beam headlamps <input checked="" type="checkbox"/> emergency lights <input type="checkbox"/> high-beam headlights <input type="checkbox"/> only sidelights
2	11/1	<p>What are the requirements for the driver of the vehicle being towed?</p> <ul style="list-style-type: none"> <input checked="" type="checkbox"/> He must have a driving license for the category of the vehicle being towed <input type="checkbox"/> He must have a driving license for the category of the towing vehicle <input type="checkbox"/> It is not necessary for him to have a driving license. <input type="checkbox"/> it is enough for him to have a driving license, regardless of the category
2	13/1	<p>What should be the length of the tow bar when towing an inoperative motor vehicle?</p> <ul style="list-style-type: none"> <input checked="" type="checkbox"/> from 2 m to 4 m <input type="checkbox"/> up to 2 m <input type="checkbox"/> from 4 m to 6 m

2	13/2	<p>When towing an inoperative motor vehicle, the length of the tow bar may be:</p> <p><input checked="" type="checkbox"/> 2 m</p> <p><input checked="" type="checkbox"/> 3 m</p> <p><input checked="" type="checkbox"/> 4 m</p> <p><input type="checkbox"/> 5 m</p>
2	14/1	<p>What should be the length of the flexible connection (rope, chain) when towing an inoperative vehicle?</p> <p><input checked="" type="checkbox"/> from 4 m to 6 m</p> <p><input type="checkbox"/> from 2 m to 3 m</p> <p><input type="checkbox"/> from 3 m to 4 m</p> <p><input type="checkbox"/> up to 2 m</p>
2	14/2	<p>When towing an inoperative vehicle, the length of the flexible connection may be:</p> <p><input checked="" type="checkbox"/> 4 m</p> <p><input checked="" type="checkbox"/> 5 m</p> <p><input checked="" type="checkbox"/> 6 m</p> <p><input type="checkbox"/> 3 m</p>
2	15/1	<p>In which of these cases is it prohibited to tow an inoperative passenger car with a flexible connection?</p> <p><input checked="" type="checkbox"/> when the length of the connection is less than 4 meters</p> <p><input type="checkbox"/> at night</p> <p><input type="checkbox"/> if its driver's experience is less than 2 years</p> <p><input type="checkbox"/> if the mass of the towing road vehicle is greater than the mass of the road vehicle being towed</p>
2	16/1	<p>When towing with a tow bar:</p> <p><input checked="" type="checkbox"/> the length of the tow bar should be from 2 meters to 4 meters</p> <p><input checked="" type="checkbox"/> the tow bar should be painted crosswise with red and white stripes</p> <p><input checked="" type="checkbox"/> the motor vehicle being towed should have an operating steering system</p> <p><input type="checkbox"/> the motor vehicle being towed should have an operating brake system</p>

2	17/1	<p>When towing with a flexible connection:</p> <ul style="list-style-type: none"> <input checked="" type="checkbox"/> the length of the connection must be from 4 meters to 6 meters <input checked="" type="checkbox"/> the connection must be designated with a red flag at least at two places <input checked="" type="checkbox"/> the motor vehicle being towed should have an operating steering system <input type="checkbox"/> the driver of the towing motor vehicle must have at least two years of experience
2	18/1	<p>When towing an inoperative road vehicle with a flexible connection, it should:</p> <ul style="list-style-type: none"> <input checked="" type="checkbox"/> have an operating steering system <input checked="" type="checkbox"/> have an operating brake system <input type="checkbox"/> have an operating engine <input type="checkbox"/> have an operating light system
2	19/1	<p>Is it allowed to tow a vehicle which has a defective brake system by means of a tow bar?</p> <ul style="list-style-type: none"> <input checked="" type="checkbox"/> yes <input type="checkbox"/> no
2	20/1	<p>Is it allowed to tow a vehicle which has an inoperative steering system by means of a tow bar?</p> <ul style="list-style-type: none"> <input checked="" type="checkbox"/> no <input type="checkbox"/> yes
2	20/2	<p>When towing an inoperative motor vehicle by means of a tow bar, the motor vehicle should have an operating:</p> <ul style="list-style-type: none"> <input checked="" type="checkbox"/> steering system <input type="checkbox"/> brake system <input type="checkbox"/> light system
2	21/1	<p>The maximum permissible speed for movement in populated areas when towing an inoperative vehicle is:</p> <ul style="list-style-type: none"> <input checked="" type="checkbox"/> 40 km/h <input type="checkbox"/> 20 km/h <input type="checkbox"/> 30 km/h <input type="checkbox"/> 50 km/h

2	22/1	<p>The maximum permissible speed for towing a damaged vehicle, except on a highway or motorway, is:</p> <p><input checked="" type="checkbox"/> 40 km/h <input type="checkbox"/> 30 km/h <input type="checkbox"/> 50 km/h <input type="checkbox"/> 60 km/h</p>
2	23/1	<p>Are drivers of both the towing motor vehicle and the motor vehicle being towed obliged to coordinate with each other signals for mutual understanding during towing?</p> <p><input checked="" type="checkbox"/> yes, in all cases <input type="checkbox"/> no <input type="checkbox"/> yes, but only when they will move on a heavy traffic road <input type="checkbox"/> yes, but only when moving on a highway or passenger car road</p>
2	24/1	<p>Towing of a damaged motor vehicle with a maximum permissible mass exceeding 5 tons is allowed to be carried out:</p> <p><input checked="" type="checkbox"/> by means of a tow bar <input checked="" type="checkbox"/> by a special purpose vehicle <input type="checkbox"/> by means of a flexible connection <input type="checkbox"/> only by a vehicle with special equipment</p>
2	25/1	<p>It is prohibited:</p> <p><input type="checkbox"/> to tow an inoperative vehicle at night <input checked="" type="checkbox"/> to tow motorcycles with a sidecar <input checked="" type="checkbox"/> to use two-wheeled motor vehicles for towing <input checked="" type="checkbox"/> towing of two inoperative vehicles by a single vehicle</p>
2	26/1	<p>It is prohibited to tow:</p> <p><input checked="" type="checkbox"/> two-wheeled road vehicles <input checked="" type="checkbox"/> motorcycles with a sidecar <input type="checkbox"/> an inoperative truck <input type="checkbox"/> an inoperative vehicle at night</p>
2	26/2	<p>Is towing of a motorcycle with a sidecar allowed?</p> <p><input checked="" type="checkbox"/> no <input type="checkbox"/> yes</p>

2	27/1	<p>When towing an inoperative vehicle, it is prohibited:</p> <ul style="list-style-type: none"> <input checked="" type="checkbox"/> to transport passengers in the motor vehicle being towed <input checked="" type="checkbox"/> to tow in reduced visibility below 50 m <input type="checkbox"/> for the towing motor vehicle to have a category other than the category of the motor vehicle being towed <input checked="" type="checkbox"/> to tow when the towing vehicle is with a trailer
---	------	--

2	28/1	<p>When towing an inoperative vehicle, it is prohibited:</p> <ul style="list-style-type: none"> <input checked="" type="checkbox"/> to transport passengers in the motor vehicle being towed <input checked="" type="checkbox"/> to tow using a flexible connection on a slippery road <input type="checkbox"/> to transport passengers in the towing vehicle <input type="checkbox"/> for the towing motor vehicle to have a category other than the category of the motor vehicle being towed
---	------	--

2	28/2	<p>Is it allowed to transport passengers in a vehicle when the latter is used to tow another, inoperative vehicle?</p> <ul style="list-style-type: none"> <input checked="" type="checkbox"/> yes <input type="checkbox"/> no
---	------	--

2	28/3	<p>When towing an inoperative vehicle, is it allowed to transport passengers in it?</p> <ul style="list-style-type: none"> <input checked="" type="checkbox"/> no, in all cases <input type="checkbox"/> no, but only when the driver has less than 2 years of experience <input type="checkbox"/> yes, without restrictions <input type="checkbox"/> yes, but only when the driver has a driving license of C category
---	------	--

2	29/1	<p>It is prohibited:</p> <ul style="list-style-type: none"> <input checked="" type="checkbox"/> to tow in reduced visibility below 50 m <input checked="" type="checkbox"/> to tow two inoperative vehicles using a single vehicle <input type="checkbox"/> to tow an inoperative truck <input type="checkbox"/> to tow an inoperative vehicle at night
---	------	--

2	29/2	<p>Is it allowed one vehicle to tow two inoperative vehicles?</p> <ul style="list-style-type: none"> <input checked="" type="checkbox"/> no <input type="checkbox"/> yes
---	------	---

2	30/1	<p>When towing an inoperative vehicle, it is prohibited:</p> <ul style="list-style-type: none"> <input checked="" type="checkbox"/> to tow two inoperative vehicles using a single vehicle <input checked="" type="checkbox"/> to tow when the towing vehicle has a trailer <input checked="" type="checkbox"/> to tow when the vehicle being towed has a trailer <input type="checkbox"/> to tow an inoperative vehicle at night
---	------	--

2	30/2	<p>When towing an inoperative vehicle, is it allowed for the towing vehicle to have a trailer?</p> <ul style="list-style-type: none"> <input checked="" type="checkbox"/> no <input type="checkbox"/> yes
---	------	--


2	31/1	<p>When towing an inoperative vehicle, it is prohibited:</p> <ul style="list-style-type: none"> <input checked="" type="checkbox"/> to tow in reduced visibility below 50 m <input checked="" type="checkbox"/> to tow using a flexible connection on a slippery road <input type="checkbox"/> to tow in limited visibility <input type="checkbox"/> to tow using a tow bar on a slippery road
---	------	---


2	31/2	<p>Is it allowed to tow an inoperative vehicle when the road is slippery?</p> <ul style="list-style-type: none"> <input checked="" type="checkbox"/> yes, but only by means of a tow bar <input type="checkbox"/> yes, but only by means of a flexible connection <input type="checkbox"/> yes, without restrictions <input type="checkbox"/> no
---	------	---


2	31/3	<p>Is it allowed to tow an inoperative vehicle using a flexible connection when the road is slippery?</p> <ul style="list-style-type: none"> <input checked="" type="checkbox"/> no <input type="checkbox"/> yes, without restrictions <input type="checkbox"/> yes, if the towing vehicle has an anti-lock braking system
---	------	--


2	32/1	<p>The towing of an inoperative vehicle is prohibited:</p> <ul style="list-style-type: none"> <input checked="" type="checkbox"/> in reduced visibility below 50 m <input checked="" type="checkbox"/> if the towing vehicle has a trailer <input type="checkbox"/> at night <input type="checkbox"/> on a highway
---	------	---


2	33/1	<p>Crossing of organized processions on the roads open for public use is:</p> <ul style="list-style-type: none"> <input checked="" type="checkbox"/> prohibited for all vehicles which do not participate in the procession <input type="checkbox"/> allowed only for drivers of two-wheeled vehicles <input type="checkbox"/> allowed only for drivers of passenger cars
---	------	---


2	34/1	<p>In this situation the driver of the yellow passenger car:</p> <ul style="list-style-type: none"> <input checked="" type="checkbox"/> must give way to the ambulance because the latter has a signal switched on <input type="checkbox"/> is not obliged to give way to the ambulance because the yellow passenger car is approaching the ambulance from its right side <input type="checkbox"/> has a green light and will drive through before the ambulance 	
---	------	--	---

2	35/1	<p>In this situation, the driver of the green passenger car:</p> <ul style="list-style-type: none"> <input checked="" type="checkbox"/> must give way to the red vehicle because the latter has a special regime of movement <input type="checkbox"/> must give way to the red vehicle, because it is approaching the road junction from the right side <input type="checkbox"/> is not obliged to give way to the red vehicle, because it is moving on the road with right of way 	
---	------	--	--

2	36/1	<p>In this situation the driver of the green passenger car must:</p> <ul style="list-style-type: none"> <input checked="" type="checkbox"/> give way to the vehicle with a special regime of movement <input type="checkbox"/> give way to both vehicles <input type="checkbox"/> drive through before both vehicles 	
---	------	--	---

2	37/1	<p>In this situation is the driver of the green passenger car obliged to give way to the red vehicle, if it does not have a special light and sound signal switched on?</p> <ul style="list-style-type: none"> <input checked="" type="checkbox"/> no <input type="checkbox"/> yes 	
---	------	---	---

2	38/1	<p>In this situation the driver of the yellow passenger car must:</p> <ul style="list-style-type: none"> <input checked="" type="checkbox"/> give way to the vehicle with a special regime of movement <input type="checkbox"/> drive through before both vehicles <input type="checkbox"/> give way to both vehicles 	
---	------	---	---

2	39/1	<p>In this situation is the driver of the yellow passenger car obliged to give way to the vehicle with a special regime of movement?</p> <p><input checked="" type="checkbox"/> no</p> <p><input type="checkbox"/> yes</p>	
---	------	--	---

2	40/1	<p>Motor vehicles with special regime of movement are the vehicles and motorcycles, which during movement give:</p> <p><input checked="" type="checkbox"/> a light signal with flashing blue and/or red light and a special sound signal</p> <p><input type="checkbox"/> a light signal with flashing blue and/or red light</p> <p><input type="checkbox"/> a special sound signal</p> <p><input type="checkbox"/> a light signal with flashing yellow light</p>
---	------	---

2	40/2	<p>Motor vehicles with a special regime of movement are vehicles and motorcycles which while moving signalize at the same time:</p> <p><input checked="" type="checkbox"/> a light signal with flashing blue and/or red light and a special sound signal</p> <p><input type="checkbox"/> an emergency signal and a special sound signal</p> <p><input type="checkbox"/> a light signal with flashing yellow light and a special sound signal</p>
---	------	---

2	41/1	<p>When motor vehicles with a special regime of movement are approaching, the drivers of the other vehicles are obliged to provide for their smooth passing, by:</p> <p><input checked="" type="checkbox"/> ensuring enough space on the roadway</p> <p><input checked="" type="checkbox"/> stopping if necessary</p> <p><input type="checkbox"/> mandatory stopping at the rightmost part of the roadway</p> <p><input type="checkbox"/> immediately stopping in the road lane in which they are located</p>
---	------	--


2	42/1	<p>Are the drivers of road vehicles allowed to drive in the immediate proximity behind the vehicles with a special regime of movement?</p> <p><input checked="" type="checkbox"/> no</p> <p><input type="checkbox"/> yes, in all cases</p> <p><input type="checkbox"/> yes, when there is no speed limit</p>
---	------	---

2	43/1	<p>The driver of a motor vehicle with a special regime of movement is allowed:</p> <p><input checked="" type="checkbox"/> to drive through while there is a prohibiting traffic light signal</p> <p><input checked="" type="checkbox"/> to drive without stopping in the presence of a road sign which requires stopping</p> <p><input checked="" type="checkbox"/> to exceed the permitted maximum speed</p> <p><input type="checkbox"/> not to observe the signals of the traffic-controller</p>
---	------	---

2	44/1	<p>The driver of a motor vehicle with a special regime of movement is allowed:</p> <ul style="list-style-type: none"> <input checked="" type="checkbox"/> not to comply with the traffic arrangements in regard to the direction of traffic and making turns in a certain directions <input checked="" type="checkbox"/> to park in places where there is a parking is prohibited <input checked="" type="checkbox"/> to stop for a stay at places where the stay is prohibited <input type="checkbox"/> not to drive safely
---	------	---

2	44/2	<p>The driver of a motor vehicle with a special regime of movement:</p> <ul style="list-style-type: none"> <input checked="" type="checkbox"/> is allowed to drive without stopping in the presence of a road sign which requires stopping <input checked="" type="checkbox"/> is allowed to exceed the maximum permissible speed <input type="checkbox"/> is not allowed to drive through while there is a prohibiting traffic light signal <input type="checkbox"/> is prohibited to park at places where there is a parking prohibition
---	------	---

2	44/3	<p>The driver of a motor vehicle with a special regime of movement:</p> <ul style="list-style-type: none"> <input checked="" type="checkbox"/> is allowed to drive through at a prohibiting traffic light signal <input checked="" type="checkbox"/> is allowed to exceed the maximum permissible speed <input checked="" type="checkbox"/> is allowed not to comply with the traffic arrangements in regard to the direction of traffic and making turns in certain directions <input type="checkbox"/> is prohibited to drive without stopping in the presence of a road sign which requires stopping
---	------	--

2	45/1	<p>What should you do in this situation? You should stay in the occupied lane and:</p> <ul style="list-style-type: none"> <input type="checkbox"/> drive in the middle of the lane <input checked="" type="checkbox"/> drive as close to the right as possible <input type="checkbox"/> drive as close to the left as possible <div data-bbox="367 1377 1428 1545" style="border: 1px solid gray; padding: 5px;">  </div>
---	------	--