









EXECUTIVE AGENCY "ROAD TRANSPORT ADMINISTRATION"


EXAM QUESTIONS FOR CANDIDATES FOR ACQUISITION OF DRIVING LICENSE FROM CATEGORIES AM, A1, A2, A, B1, B AND T


Topic 4: TRAFFIC CONTROL


Points Number Question and answers


3	1/1	<p>For which of the drivers is this position of the body and arms of the traffic controller a signal that they can drive straight or turn right?</p> <p><input checked="" type="checkbox"/> of the yellow passenger car</p> <p><input checked="" type="checkbox"/> of the blue passenger car</p> <p><input type="checkbox"/> of the red passenger car</p> <p><input type="checkbox"/> of the green passenger car</p>	 A traffic controller stands in the middle of a road with four lanes. They are facing away from the camera, with their back to the road and arms extended straight out to the sides. A red car is in the lane directly behind them. To the left, a yellow car and a green car are visible. To the right, a blue car is visible.
3	1/2	<p>For which of the drivers is this position of the body and arms of the traffic controller a signal that they can drive straight or turn right?</p> <p><input checked="" type="checkbox"/> of the red passenger car</p> <p><input checked="" type="checkbox"/> of the green passenger car</p> <p><input type="checkbox"/> of the yellow passenger car</p> <p><input type="checkbox"/> of the blue passenger car</p>	 A traffic controller stands in the middle of a road with four lanes. They are facing away from the camera, with their back to the road and arms extended straight out to the sides. A red car is in the lane directly behind them. To the left, a yellow car and a green car are visible. To the right, a blue car is visible.
3	2/1	<p>For which of the drivers is this position of the body and arms of the traffic controller a signal that passing is prohibited in all directions?</p> <p><input checked="" type="checkbox"/> of the red passenger car</p> <p><input checked="" type="checkbox"/> of the green passenger car</p> <p><input type="checkbox"/> of the yellow passenger car</p> <p><input type="checkbox"/> of the blue passenger car</p>	 A traffic controller stands in the middle of a road with four lanes. They are facing away from the camera, with their back to the road and arms extended straight out to the sides. A red car is in the lane directly behind them. To the left, a yellow car and a green car are visible. To the right, a blue car is visible.







3	2/2	<p>For which of the drivers is this position of the body and arms of the traffic controller a signal that passing is prohibited in all directions?</p> <p><input checked="" type="checkbox"/> of the yellow passenger car</p> <p><input checked="" type="checkbox"/> of the blue passenger car</p> <p><input type="checkbox"/> of the red passenger car</p> <p><input type="checkbox"/> of the green passenger car</p>	
3	3/1	<p>The signal of the traffic controller means that:</p> <p><input checked="" type="checkbox"/> I am not allowed to pass</p> <p><input type="checkbox"/> I may turn to the right</p> <p><input type="checkbox"/> I may turn to the left</p> <p><input type="checkbox"/> I may make a U-turn</p>	
3	3/2	<p>The signal of the traffic controller means that:</p> <p><input checked="" type="checkbox"/> I am not allowed to pass</p> <p><input type="checkbox"/> I may turn right</p> <p><input type="checkbox"/> I may turn left</p> <p><input type="checkbox"/> I may make a U-turn</p>	
3	4/1	<p>The signal of the traffic controller means that:</p> <p><input checked="" type="checkbox"/> I may pass straight</p> <p><input checked="" type="checkbox"/> I may turn right</p> <p><input type="checkbox"/> I may turn left</p> <p><input type="checkbox"/> I may make a U-turn</p>	
3	4/2	<p>The signal of the traffic controller means that:</p> <p><input checked="" type="checkbox"/> I may pass straight</p> <p><input checked="" type="checkbox"/> I may turn right</p> <p><input type="checkbox"/> I may turn left</p> <p><input type="checkbox"/> I may make a U-turn</p>	









3	5/1	<p>For which of the drivers is this position of the body and arms of the traffic controller a signal, the meaning of which is "Passing is allowed"?</p> <p><input checked="" type="checkbox"/> of the blue passenger car</p> <p><input type="checkbox"/> of the red passenger car</p> <p><input type="checkbox"/> of the green passenger car</p> <p><input type="checkbox"/> of the yellow passenger car</p>	
---	-----	--	---





3	5/2	<p>For which of the drivers is this position of the body and arms of the traffic controller a signal, the meaning of which is "Passing is allowed"?</p> <p><input checked="" type="checkbox"/> of the red passenger car</p> <p><input type="checkbox"/> of the green passenger car</p> <p><input type="checkbox"/> of the yellow passenger car</p> <p><input type="checkbox"/> of the blue passenger car</p>	
---	-----	--	---


3	6/1	<p>For which of the drivers is this position of the body and arms of the traffic controller a signal, the meaning of which is "Passing is prohibited"?</p> <p><input checked="" type="checkbox"/> of the red passenger car</p> <p><input checked="" type="checkbox"/> of the green passenger car</p> <p><input checked="" type="checkbox"/> of the yellow passenger car</p> <p><input type="checkbox"/> of the blue passenger car</p>	
---	-----	---	---





3	6/2	<p>For which of the drivers is this position of the body and arms of the traffic controller a signal, the meaning of which is "Passing is prohibited"?</p> <p><input checked="" type="checkbox"/> of the green passenger car</p> <p><input checked="" type="checkbox"/> of the yellow passenger car</p> <p><input checked="" type="checkbox"/> of the blue passenger car</p> <p><input type="checkbox"/> of the red passenger car</p>	
---	-----	---	---


3	7/1	<p>The signal of the traffic controller means that it is:</p> <p><input checked="" type="checkbox"/> allowed to turn left</p> <p><input checked="" type="checkbox"/> allowed to pass straight</p> <p><input type="checkbox"/> prohibited to turn right</p> <p><input type="checkbox"/> prohibited to make a U-turn</p>	
3	7/2	<p>The signal of the traffic controller means that:</p> <p><input checked="" type="checkbox"/> I am prohibited to pass</p> <p><input type="checkbox"/> I am allowed to turn right</p> <p><input type="checkbox"/> I am allowed to turn left</p> <p><input type="checkbox"/> I am allowed to make a U-turn</p>	
3	8/1	<p>The signal of the traffic controller means that:</p> <p><input checked="" type="checkbox"/> I am prohibited to pass</p> <p><input type="checkbox"/> I am allowed to turn right</p> <p><input type="checkbox"/> I am allowed to turn left</p> <p><input type="checkbox"/> I am allowed to make a U-turn</p>	
3	8/2	<p>The signal of the traffic controller means that:</p> <p><input checked="" type="checkbox"/> I am prohibited to pass</p> <p><input type="checkbox"/> I am allowed to turn right</p> <p><input type="checkbox"/> I am allowed to turn left</p> <p><input type="checkbox"/> I am allowed to make a U-turn</p>	
3	10/1	<p>The meaning of this signal of the traffic controller is:</p> <p><input checked="" type="checkbox"/> "Caution, stop!"</p> <p><input type="checkbox"/> "Pass with high caution"</p> <p><input type="checkbox"/> "Caution"</p> <p><input type="checkbox"/> "Give way to those driving on the road you are crossing"</p>	
3	10/2	<p>The meaning of this signal of the traffic controller is:</p> <p><input checked="" type="checkbox"/> "Caution, stop!"</p> <p><input type="checkbox"/> "Pass with high caution"</p> <p><input type="checkbox"/> "Caution"</p> <p><input type="checkbox"/> "Give way to those driving on the road you are crossing"</p>	


3	11/1	<p>The meaning of that non - flashing signal of the traffic lights is:</p> <p><input checked="" type="checkbox"/> "Passing is prohibited"</p> <p><input type="checkbox"/> "Passing is allowed"</p> <p><input type="checkbox"/> "Caution"</p> <p><input type="checkbox"/> "Caution, stop!"</p>	
3	12/1	<p>The meaning of this signal of the traffic lights is the following:</p> <p><input checked="" type="checkbox"/> " It is prohibited to pass straight or turn right "</p> <p><input type="checkbox"/> " It is prohibited for all road users to enter the road junction "</p> <p><input type="checkbox"/> " It is prohibited to pass, except for the road vehicles passing straight or turning right "</p>	
3	13/1	<p>The meaning of this signal of the traffic lights is:</p> <p><input checked="" type="checkbox"/> "Passing is prohibited"</p> <p><input type="checkbox"/> "Passing is allowed"</p> <p><input type="checkbox"/> "Caution"</p> <p><input type="checkbox"/> "Caution, stop!"</p>	
3	14/1	<p>The meaning of which of the listed non-flashing signals of the traffic lights is "Passing is prohibited"?</p> <div> <input checked="" type="checkbox"/> <input type="checkbox"/> <input type="checkbox"/> <input type="checkbox"/> </div> <div>     </div>	
3	15/1	<p>The meaning of this signal of the traffic lights is:</p> <p><input checked="" type="checkbox"/> " Passing is allowed"</p> <p><input type="checkbox"/> " Passing is allowed in all directions "</p> <p><input type="checkbox"/> " Passing straight and turning right are allowed "</p>	






3	15/2	<p>The meaning of which of the listed non-flashing signals of the traffic lights is "Passing is allowed"?</p> <div style="display: flex; justify-content: space-around; align-items: flex-start;"> <div style="text-align: center;"> <input checked="" type="checkbox"/>  </div> <div style="text-align: center;"> <input type="checkbox"/>  </div> <div style="text-align: center;"> <input type="checkbox"/>  </div> <div style="text-align: center;"> <input type="checkbox"/>  </div> </div>
---	------	---






3	16/1	<p>The meaning of this non-flashing signal of the traffic lights is:</p> <div style="display: flex; align-items: flex-start;"> <div style="flex: 1;"> <input checked="" type="checkbox"/> "Caution, stop!" <input type="checkbox"/> "Passing is allowed", but drivers have to be careful and cautious <input type="checkbox"/> "Passing is allowed" </div> <div style="flex: 1; text-align: center;">  </div> </div>
---	------	---






3	16/2	<p>The meaning of which of the listed non-flashing signals of the traffic lights is "Caution! Stop!"?</p> <div style="display: flex; justify-content: space-around; align-items: flex-start;"> <div style="text-align: center;"> <input checked="" type="checkbox"/>  </div> <div style="text-align: center;"> <input type="checkbox"/>  </div> <div style="text-align: center;"> <input type="checkbox"/>  </div> <div style="text-align: center;"> <input type="checkbox"/>  </div> </div>
---	------	---


3	17/1	<p>That signal of the traffic lights means that entering the road junction is prohibited for the road vehicles which:</p> <div style="display: flex; align-items: flex-start;"> <div style="flex: 1;"> <input checked="" type="checkbox"/> are passing straight <input checked="" type="checkbox"/> are turning left <input type="checkbox"/> are turning right </div> <div style="flex: 1; text-align: center;">  </div> </div>
---	------	---

3	18/1	<p>The yellow flashing light:</p> <div style="display: flex; align-items: flex-start;"> <div style="flex: 1;"> <input checked="" type="checkbox"/> means "Caution" <input checked="" type="checkbox"/> warns the drivers to be careful and cautious <input type="checkbox"/> means that passing without stopping is prohibited <input type="checkbox"/> indicates that the road traffic is controlled by a traffic controller </div> <div style="flex: 1; text-align: center;">  </div> </div>
---	------	--


3	18/2	<p>The meaning of the yellow flashing traffic light is:</p> <p><input checked="" type="checkbox"/> "Caution"</p> <p><input type="checkbox"/> "Passing is prohibited"</p> <p><input type="checkbox"/> "Caution, stop!"</p> <p><input type="checkbox"/> "Passing without stopping is prohibited "</p>	
3	19/1	<p>A flashing red light or two red lights flashing in succession mean that passing is:</p> <p><input checked="" type="checkbox"/> prohibited</p> <p><input type="checkbox"/> allowed</p>	
3	19/2	<p>The flashing red light or two red lights flashing in succession mean:</p> <p><input checked="" type="checkbox"/> that passing is prohibited</p> <p><input type="checkbox"/> that passing is allowed</p> <p><input type="checkbox"/> that this is a signal only for drivers of rail vehicles</p> <p><input type="checkbox"/> "Caution!"</p>	
3	20/1	<p>In this situation the signal from a slowly flashing light of the moon-like white color indicates to road users that:</p> <p><input checked="" type="checkbox"/> the traffic lights is in good order</p> <p><input type="checkbox"/> it is prohibited to pass through the railroad crossing</p> <p><input type="checkbox"/> the railroad crossing barriers will begin to lower</p> <p><input type="checkbox"/> that a train is approaching the railroad crossing</p>	
3	21/1	<p>The meaning of this light signal is:</p> <p><input checked="" type="checkbox"/> "The entry is allowed" on the road lane over which it is placed</p> <p><input type="checkbox"/> "Mandatory direction of movement"</p> <p><input type="checkbox"/> "No entry" on the road lane over which it is placed</p> <p><input type="checkbox"/> "Place for a mandatory stop" in the road lane over which it is placed"</p>	


3	21/2	<p>This light signal:</p> <ul style="list-style-type: none"> <input checked="" type="checkbox"/> indicates that the entry into the road lane over which it is placed is allowed <input type="checkbox"/> indicates the mandatory direction of movement <input type="checkbox"/> indicates the location for mandatory stopping <input type="checkbox"/> prohibits the entry into the other road lanes 	
3	22/1	<p>The meaning of that light signal is:</p> <ul style="list-style-type: none"> <input checked="" type="checkbox"/> "No entry" on the road lane over which it is placed <input type="checkbox"/> "A road junction of roads with equal right of way follows" <input type="checkbox"/> "Entry is allowed" on the road lane over which it is placed <input type="checkbox"/> "Location for mandatory stopping" 	
3	22/2	<p>This light signal:</p> <ul style="list-style-type: none"> <input checked="" type="checkbox"/> indicates that the entry into the road lane over which it is placed is prohibited <input type="checkbox"/> indicates that the road traffic is prohibited on the left road lane <input type="checkbox"/> indicates the location for mandatory stopping <input type="checkbox"/> prohibits the traffic on the road lane over which it is placed 	
3	23/1	<p>When both sections of this traffic lights are out of order and there is no road sign for the number and directions of the traffic lanes, this means that:</p> <ul style="list-style-type: none"> <input checked="" type="checkbox"/> entry into the road lane, over which the traffic lights is placed, is prohibited <input type="checkbox"/> entry into the road lane, over which the traffic lights is placed, is allowed <input type="checkbox"/> the driver must stop on the line over which the traffic lights is placed 	
2	24/1	<p>This road sign warns:</p> <ul style="list-style-type: none"> <input checked="" type="checkbox"/> of approaching a drawbridge <input type="checkbox"/> of approaching a damaged bridge <input type="checkbox"/> that the road leads to a quay or waterside <input type="checkbox"/> the road is closed for traffic 	


2	25/1	<p>This road sign warns :</p> <p><input checked="" type="checkbox"/> that the road leads to a quay or waterside</p> <p><input type="checkbox"/> of approaching a drawbridge</p> <p><input type="checkbox"/> of approaching a damaged bridge</p> <p><input type="checkbox"/> that the road is closed for traffic</p>	
2	26/1	<p>This road sign warns :</p> <p><input checked="" type="checkbox"/> that ejection of small stones is possible</p> <p><input type="checkbox"/> of an unprotected roadside</p> <p><input type="checkbox"/> of a slippery section of the road</p> <p><input type="checkbox"/> of bumps on the driveway</p>	
2	27/1	<p>This road sign warns:</p> <p><input checked="" type="checkbox"/> of danger of rocks falling on the road</p> <p><input checked="" type="checkbox"/> that there might be rocks falling on the road</p> <p><input type="checkbox"/> that the road on the right is narrowed and has broken surface</p> <p><input type="checkbox"/> that construction and repair works are carried out to the right of the road</p>	
2	28/1	<p>This road sign:</p> <p><input checked="" type="checkbox"/> warns of possible emergence of domestic animals on the road</p> <p><input type="checkbox"/> warns of a road on which animal-drawn road vehicles move</p> <p><input type="checkbox"/> prohibits the leading of domestic animals on the driveway</p> <p><input type="checkbox"/> indicates a road that is mandatory for movement of animal-drawn road vehicles</p>	
2	29/1	<p>This road sign warns drivers about:</p> <p><input checked="" type="checkbox"/> possible emergence of wild animals on the road</p> <p><input type="checkbox"/> passing by a zoo</p> <p><input type="checkbox"/> the road entering into a hunting location</p> <p><input type="checkbox"/> possible emergence of domestic animals on the road</p>	

2	30/1	<p>The meaning of this road sign is:</p> <p><input checked="" type="checkbox"/> "Two-way traffic"</p> <p><input type="checkbox"/> "Give way to the vehicles from the opposite direction"</p> <p><input type="checkbox"/> "Pass if the road is free"</p> <p><input type="checkbox"/> "Passing each other is prohibited"</p>	
---	------	---	---

2	30/2	<p>Which of the road signs means "Two-way traffic!"?</p> <p><input checked="" type="checkbox"/> </p> <p><input type="checkbox"/> </p> <p><input type="checkbox"/> </p> <p><input type="checkbox"/> </p>
---	------	---

2	31/1	<p>This road sign warns about:</p> <p><input checked="" type="checkbox"/> a place on the road where the traffic is regulated by light signals</p> <p><input type="checkbox"/> a junction where the traffic lights are off or damaged</p> <p><input type="checkbox"/> an intersection of two roads with equal right of way</p> <p><input type="checkbox"/> a railroad crossing with traffic lights control</p>	
---	------	--	--


2	32/1	<p>This road sign:</p> <p><input checked="" type="checkbox"/> warns of the possible emergence of a strong, side wind</p> <p><input type="checkbox"/> indicates an airport area</p> <p><input type="checkbox"/> warns of low-flying aircraft</p> <p><input type="checkbox"/> indicates a place for recreation</p>	
---	------	---	---


3	33/1	<p>The meaning of this road sign is:</p> <p><input checked="" type="checkbox"/> "Give way to those driving on the priority road"</p> <p><input type="checkbox"/> "Give way to the vehicles from the opposite direction"</p> <p><input type="checkbox"/> "Caution, other hazards"</p> <p><input type="checkbox"/> "Caution, stop!"</p>	
---	------	--	---

3	33/2	Which of the road signs means "Give way to those driving on the priority road"?			
		<input checked="" type="checkbox"/> 	<input type="checkbox"/> 	<input type="checkbox"/> 	<input type="checkbox"/> 


3	34/1	Which of the road signs means "Pass if the road is free!"?			
		<input checked="" type="checkbox"/> 	<input type="checkbox"/> 	<input type="checkbox"/> 	<input type="checkbox"/> 


3	35/1	Which of these road signs means "Give way to the road vehicles with right of way"?			
		<input checked="" type="checkbox"/> 	<input type="checkbox"/> 	<input type="checkbox"/> 	<input type="checkbox"/> 

3	36/1	This road sign:		
		<input checked="" type="checkbox"/> prohibits the entry of road vehicles <input type="checkbox"/> prohibits only the entry of cars across <input type="checkbox"/> allows the entry of motorcyclists <input type="checkbox"/> indicates that the road is a dead end		


3	36/2	This road sign:		
		<input checked="" type="checkbox"/> prohibits the entry of road vehicles <input type="checkbox"/> indicates a road for closed public use <input type="checkbox"/> prohibits passing without stopping <input type="checkbox"/> indicates that the road is a dead end		







3	36/3	<p>Which of these road signs prohibits the entry of road vehicles?</p> <div> <input checked="" type="checkbox"/> <input type="checkbox"/> <input type="checkbox"/> <input type="checkbox"/> </div> <div>     </div>
---	------	--


3	36/4	<p>Which of the listed vehicles are prohibited to enter after this sign?</p> <div> <input checked="" type="checkbox"/> passenger cars <input type="checkbox"/> vehicles with special regime of movement <input checked="" type="checkbox"/> tractors <input checked="" type="checkbox"/> bicycles </div> 
---	------	--




3	36/6	<p>Which of these vehicles are allowed to enter after this sign?</p> <div> <input type="checkbox"/> bicycles <input type="checkbox"/> animal – drawn road vehicles <input type="checkbox"/> mopeds <input checked="" type="checkbox"/> vehicles with special regime of movement </div> 
---	------	---

3	37/1	<p>Which of these road signs prohibits the entry of road vehicles in both directions after this sign?</p> <div> <input checked="" type="checkbox"/> <input type="checkbox"/> <input type="checkbox"/> <input type="checkbox"/> </div> <div>     </div>
---	------	---


3	37/2	<p>Which of these vehicles are allowed to enter after this sign?</p> <div> <input checked="" type="checkbox"/> vehicles with special regime of movement <input checked="" type="checkbox"/> vehicles of the regular public transport lines <input type="checkbox"/> special vehicles <input type="checkbox"/> buses </div> 
---	------	--





3	37/3	<p>Which of these vehicles are prohibited to enter after this sign?</p> <p><input checked="" type="checkbox"/> trucks</p> <p><input checked="" type="checkbox"/> tractors</p> <p><input type="checkbox"/> vehicles with special regime of movement</p> <p><input checked="" type="checkbox"/> special vehicles</p>	
3	37/4	<p>Which of these vehicles are prohibited to enter after this sign?</p> <p><input type="checkbox"/> vehicles with special regime of movement</p> <p><input checked="" type="checkbox"/> motorcycles</p> <p><input checked="" type="checkbox"/> mopeds</p> <p><input checked="" type="checkbox"/> bicycles</p>	
3	37/5	<p>Which of these vehicles are prohibited to enter after this sign?</p> <p><input checked="" type="checkbox"/> buses</p> <p><input checked="" type="checkbox"/> animal-drawn road vehicles</p> <p><input type="checkbox"/> special-regime vehicles</p> <p><input type="checkbox"/> vehicles of regular public transport lines</p>	
3	38/1	<p>This traffic sign means:</p> <p><input checked="" type="checkbox"/> that it is prohibited to make a U-turn</p> <p><input type="checkbox"/> that it is prohibited to move backward</p> <p><input type="checkbox"/> end of the U-turn restriction</p>	
3	39/1	<p>This road sign prohibits the entry:</p> <p><input checked="" type="checkbox"/> of motor vehicles, except motorcycles without a side car and mopeds</p> <p><input type="checkbox"/> of all motor vehicles</p> <p><input type="checkbox"/> of vehicles only</p> <p><input type="checkbox"/> of all road vehicles</p>	
3	39/2	<p>Which of these vehicles are prohibited to enter after this sign?</p> <p><input checked="" type="checkbox"/> vehicles</p> <p><input checked="" type="checkbox"/> trucks</p> <p><input type="checkbox"/> mopeds</p> <p><input checked="" type="checkbox"/> tractors</p>	







3	39/3	<p>Which of these vehicles are prohibited to enter after this sign?</p> <p><input checked="" type="checkbox"/> motorcycles with side cars</p> <p><input type="checkbox"/> motorcycles without side cars</p> <p><input type="checkbox"/> mopeds</p> <p><input type="checkbox"/> bicycles</p>	
---	------	--	---







3	39/4	<p>Which road sign prohibits the entry of trucks beyond it?</p> <p><input checked="" type="checkbox"/> <input checked="" type="checkbox"/> <input type="checkbox"/> <input type="checkbox"/></p>	   
---	------	---	--






3	39/5	<p>Which of the road signs prohibits the entry of trucks beyond it?</p> <p><input type="checkbox"/> <input type="checkbox"/> <input checked="" type="checkbox"/> <input checked="" type="checkbox"/></p>	   
---	------	---	--




3	40/1	<p>The meaning of this road sign is:</p> <p><input checked="" type="checkbox"/> "Entry prohibited for trucks with a permissible maximum mass exceeding 7 t"</p> <p><input type="checkbox"/> "Entry prohibited for trucks with load capacity over 7 tons"</p> <p><input type="checkbox"/> "Entry prohibited for trucks which load is more than 7 tons"</p> <p><input type="checkbox"/> "Entry prohibited for trucks, the axle load of which is more than 7 tons"</p>	
---	------	--	---


3	40/2	<p>The meaning of which road sign is "Entry prohibited for trucks with a permissible maximum mass exceeding 5 t"</p> <p><input checked="" type="checkbox"/> <input type="checkbox"/> <input type="checkbox"/> <input type="checkbox"/></p>	   
---	------	---	--




3	41/1	<p>This road sign prohibits the entry of vehicles towing:</p> <p><input checked="" type="checkbox"/> trailers with two or more axles</p> <p><input type="checkbox"/> semi-trailers</p> <p><input type="checkbox"/> single-axle trailers</p>	
3	41/2	<p>This road sign does not prohibit the entry of:</p> <p><input checked="" type="checkbox"/> vehicle towing single-axle trailer</p> <p><input checked="" type="checkbox"/> vehicle with trailer</p> <p><input type="checkbox"/> vehicle towing a trailer with two or more axles</p>	
3	41/3	<p>The meaning of this road sign is:</p> <p><input checked="" type="checkbox"/> "Entry prohibited for motor vehicles with trailers, except with semi-trailers or single one-axle trailers"</p> <p><input type="checkbox"/> "Entry prohibited for motor vehicles with trailers"</p> <p><input type="checkbox"/> "Entry prohibited for trucks"</p>	
3	42/1	<p>The meaning of this road sign is:</p> <p><input checked="" type="checkbox"/> "Entry prohibited for motor vehicles with trailers"</p> <p><input type="checkbox"/> "Entry prohibited for motor vehicles with trailers, except for semi-trailers or single one-axle trailers"</p>	
3	42/2	<p>This road sign:</p> <p><input checked="" type="checkbox"/> prohibits the entry of motor vehicles with trailers with two or more axles</p> <p><input type="checkbox"/> does not prohibit the entry of motor vehicles with semi-trailers</p> <p><input checked="" type="checkbox"/> prohibits the entry of motor vehicles with single one-axle trailers</p>	
3	43/1	<p>Except for tractors, the prohibition of entry beyond this road sign applies also to:</p> <p><input checked="" type="checkbox"/> self-propelled machines</p> <p><input type="checkbox"/> motorcycles with sidecars</p> <p><input type="checkbox"/> trucks</p> <p><input type="checkbox"/> special vehicles</p>	


3	43/2	<p>This road sign prohibits the entry of:</p> <p><input checked="" type="checkbox"/> tractors</p> <p><input checked="" type="checkbox"/> self-propelled machines</p> <p><input type="checkbox"/> trucks</p> <p><input type="checkbox"/> animal-drawn road vehicles</p>	
3	44/1	<p>Is the entry of mopeds allowed beyond this road sign?</p> <p><input checked="" type="checkbox"/> no</p> <p><input type="checkbox"/> yes</p>	
3	44/2	<p>This road sign prohibits the entry of:</p> <p><input checked="" type="checkbox"/> motorcycles</p> <p><input checked="" type="checkbox"/> mopeds</p> <p><input type="checkbox"/> bicycles</p> <p><input type="checkbox"/> self-propelled machines</p>	
3	45/1	<p>Is it obligatory to stop at this road sign?</p> <p><input checked="" type="checkbox"/> yes</p> <p><input type="checkbox"/> no</p>	
3	45/2	<p>The meaning of this road sign is:</p> <p><input checked="" type="checkbox"/> "It is prohibited to pass without stopping"</p> <p><input type="checkbox"/> "It is prohibited to enter opposite the sign"</p> <p><input type="checkbox"/> "Attention, Customs"</p> <p><input type="checkbox"/> "Road closed for public use"</p>	
3	46/1	<p>This road sign prohibits:</p> <p><input checked="" type="checkbox"/> the entry of the depicted road vehicles</p> <p><input type="checkbox"/> the overtaking of trucks by motorcycles</p> <p><input type="checkbox"/> the entry of road vehicles, with the exception of the depicted ones</p> <p><input type="checkbox"/> the parking of trucks and motorcycles</p>	


3	46/2	<p>Which of these vehicles are not allowed to enter beyond this sign?</p> <p><input checked="" type="checkbox"/> trucks</p> <p><input checked="" type="checkbox"/> motorcycles</p> <p><input checked="" type="checkbox"/> mopeds</p> <p><input type="checkbox"/> bicycles</p>	
3	46/3	<p>Which of these vehicles are not allowed to enter beyond this sign?</p> <p><input checked="" type="checkbox"/> trucks</p> <p><input checked="" type="checkbox"/> motorcycles with sidecars</p> <p><input checked="" type="checkbox"/> motorcycles without sidecars</p> <p><input type="checkbox"/> tractors</p>	
3	46/4	<p>Which of these vehicles are not allowed to enter beyond this sign?</p> <p><input checked="" type="checkbox"/> tractors</p> <p><input checked="" type="checkbox"/> self-propelled machines</p> <p><input checked="" type="checkbox"/> animal- drawn road vehicles</p> <p><input type="checkbox"/> vehicles with trailers</p>	
3	46/5	<p>Which of these vehicles are not allowed to enter beyond this sign?</p> <p><input checked="" type="checkbox"/> buses</p> <p><input checked="" type="checkbox"/> vehicles with trailers</p> <p><input checked="" type="checkbox"/> vehicles with semi-trailers</p> <p><input type="checkbox"/> trucks</p>	
3	47/1	<p>The meaning of this road sign is:</p> <p><input checked="" type="checkbox"/> "Entry prohibited for road vehicles, with laden mass greater than the indicated"</p> <p><input type="checkbox"/> "Entry prohibited for road vehicles, with load larger than the indicated"</p> <p><input type="checkbox"/> "Entry prohibited for road vehicles with load capacity greater than the indicated"</p> <p><input type="checkbox"/> "Entry prohibited for road vehicles with load on any of the axles larger than the indicated"</p>	







3	47/2	<p>The meaning of which road sign is "Entry prohibited for road vehicles with laden mass greater than the indicated?"</p> <div style="display: flex; justify-content: space-around; align-items: center;"> <div style="text-align: center;"> <input checked="" type="checkbox"/>  </div> <div style="text-align: center;"> <input type="checkbox"/>  </div> <div style="text-align: center;"> <input type="checkbox"/>  </div> </div>
---	------	---


3	48/1	<p>The meaning of this road sign is:</p> <div style="display: flex; align-items: flex-start;"> <div style="flex: 1;"> <p><input checked="" type="checkbox"/> "Entry prohibited for road vehicles with load on any of the axles larger than the indicated"</p> <p><input type="checkbox"/> "Entry prohibited for road vehicles with laden mass greater than the indicated"</p> <p><input type="checkbox"/> "Entry prohibited for road vehicles with load greater than the indicated "</p> <p><input type="checkbox"/> "Entry prohibited for road vehicles with load capacity greater than the indicated"</p> </div> <div style="flex: 1; text-align: center;">  </div> </div>
---	------	---

3	48/2	<p>The meaning of which road sign is "Entry prohibited for road vehicles with load on any of the axles larger than the indicated"?</p> <div style="display: flex; justify-content: space-around; align-items: center;"> <div style="text-align: center;"> <input checked="" type="checkbox"/>  </div> <div style="text-align: center;"> <input type="checkbox"/>  </div> <div style="text-align: center;"> <input type="checkbox"/>  </div> </div>
---	------	--



3	49/1	<p>This road sign prohibits the entry of road vehicles:</p> <div style="display: flex; align-items: flex-start;"> <div style="flex: 1;"> <p><input checked="" type="checkbox"/> with height, including the load, greater than the indicated</p> <p><input type="checkbox"/> with length, including load greater than the indicated</p> <p><input type="checkbox"/> with width, including load greater than the indicated moving one</p> <p><input type="checkbox"/> behind the other at a distance less than the indicated</p> </div> <div style="flex: 1; text-align: center;">  </div> </div>
---	------	--

3	49/2	<p>This road sign prohibits the entry beyond the sign of a vehicle:</p> <div style="display: flex; align-items: flex-start;"> <div style="flex: 1;"> <p><input checked="" type="checkbox"/> with height of the vehicle greater than the indicated</p> <p><input checked="" type="checkbox"/> with height of the vehicle load is greater than the indicated</p> <p><input type="checkbox"/> with length of the vehicle greater than the indicated</p> <p><input type="checkbox"/> with length of the load greater than the indicated</p> </div> <div style="flex: 1; text-align: center;">  </div> </div>
---	------	---


3	50/1	<p>This road sign prohibits the entry of road vehicles:</p> <p><input checked="" type="checkbox"/> with width, including load greater than the indicated</p> <p><input type="checkbox"/> with length, including load greater than the indicated</p> <p><input type="checkbox"/> with height, including load greater than the indicated</p> <p><input type="checkbox"/> moving one behind the other at a distance less than the indicated</p>	
3	50/2	<p>This road sign prohibits the entry after it of a vehicle:</p> <p><input checked="" type="checkbox"/> with width of the vehicle greater than the indicated</p> <p><input checked="" type="checkbox"/> with width of the vehicle including the load greater than the indicated</p> <p><input type="checkbox"/> with length of the vehicle greater than the indicated</p> <p><input type="checkbox"/> with length of the vehicle's load greater than the indicated</p>	
3	51/1	<p>This road sign:</p> <p><input checked="" type="checkbox"/> prohibits the entry of road vehicles with length greater than the indicated</p> <p><input type="checkbox"/> allows the entry of road vehicles, with length of the load greater than the indicated</p> <p><input checked="" type="checkbox"/> prohibits the entry of road vehicles with length including the load greater than the indicated</p>	
3	51/2	<p>This road sign prohibits the entry of road vehicles:</p> <p><input checked="" type="checkbox"/> with length, including the load greater than the indicated</p> <p><input type="checkbox"/> moving one behind the other at a distance less than the indicated</p> <p><input type="checkbox"/> with width, including the load greater than the indicated</p>	
3	51/3	<p>This road sign prohibits the entry after it of a vehicle:</p> <p><input checked="" type="checkbox"/> with length of the vehicle greater than the indicated</p> <p><input checked="" type="checkbox"/> with length of the vehicle including the load greater than the indicated</p> <p><input type="checkbox"/> with width of the vehicle greater than the indicated</p> <p><input type="checkbox"/> with load width greater than the indicated</p>	
3	52/1	<p>This road sign means:</p> <p><input checked="" type="checkbox"/> prohibition to drive at a distance less than the indicated</p> <p><input type="checkbox"/> the distance between the passenger cars while parking</p> <p><input type="checkbox"/> prohibition of movement at a distance greater than the indicated</p>	





3	53/1	<p>The meaning of this road sign is:</p> <p><input checked="" type="checkbox"/> end of the prohibitions imposed by road signs</p> <p><input type="checkbox"/> end of a priority road</p> <p><input type="checkbox"/> end of all prohibitions</p>	
---	------	---	---


3	53/2	<p>Which road sign repeals the prohibition for movement at speed exceeding 50 km/h?</p> <p><input checked="" type="checkbox"/> <input checked="" type="checkbox"/> <input type="checkbox"/> <input type="checkbox"/></p>	   
---	------	---	--




3	53/3	<p>Which of the listed road signs repeals the prohibition for trucks with a maximum permissible mass exceeding 3.5 t to overtake motor vehicles, except for the motorcycles without sidecars and mopeds?</p> <p><input checked="" type="checkbox"/> <input checked="" type="checkbox"/> <input checked="" type="checkbox"/> <input type="checkbox"/></p>	   
---	------	---	--




2	54/1	<p>Which of these road signs indicates a mandatory direction of movement of vehicles?</p> <p><input checked="" type="checkbox"/> <input type="checkbox"/> <input type="checkbox"/> <input type="checkbox"/></p>	   
---	------	--	--










2	55/1	<p>This road sign:</p> <p><input checked="" type="checkbox"/> obliges the drivers to drive straight after the sign</p> <p><input type="checkbox"/> signals for one-way traffic after the sign</p> <p><input type="checkbox"/> indicates the direction of the priority road</p> <p><input type="checkbox"/> recommends that the drivers should drive straight after the sign</p>	
---	------	--	---



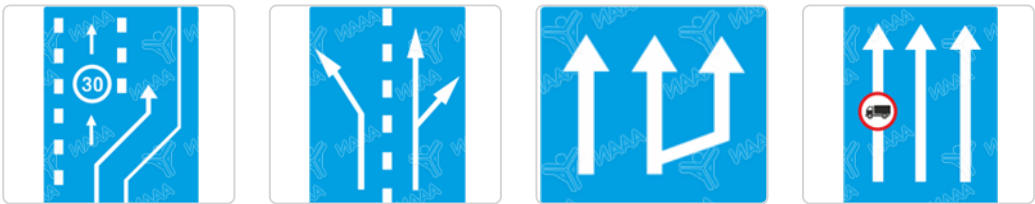


2	55/2	<p>Which road sign obliges you to drive straight after it?</p> <p><input checked="" type="checkbox"/> <input type="checkbox"/> <input type="checkbox"/> <input type="checkbox"/></p>	   
---	------	---	--









2	56/1	<p>This road sign:</p> <p><input checked="" type="checkbox"/> obliges the drivers to turn right only after the sign</p> <p><input type="checkbox"/> recommends that the drivers should turn right</p> <p><input type="checkbox"/> indicates the direction of the road with right of way at road junction</p> <p><input type="checkbox"/> warns that the road turns right</p>	
---	------	---	--


2	56/2	<p>Which of the road signs means "Move to the right only after the sign"?</p> <p><input checked="" type="checkbox"/> <input type="checkbox"/> <input type="checkbox"/></p>	  
---	------	---	--

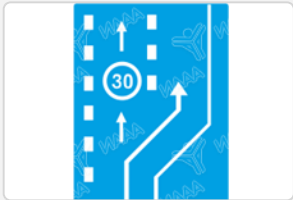
2	57/1	<p>Which of the road signs mean "Move to the right only before the sign"?</p> <p><input checked="" type="checkbox"/> <input type="checkbox"/> <input type="checkbox"/></p>	  
---	------	---	--


2	58/1	<p>This road sign obliges the drivers to continue driving to the left:</p> <p><input checked="" type="checkbox"/> before the sign</p> <p><input type="checkbox"/> after the sign</p>	
2	58/2	<p>This road sign:</p> <p><input checked="" type="checkbox"/> obliges the drivers to turn left before the sign</p> <p><input type="checkbox"/> obliges the drivers to turn left after the sign</p> <p><input type="checkbox"/> obliges the drivers to pass to the left of the sign</p>	
2	58/3	<p>In case of this road sign, the driver must:</p> <p><input checked="" type="checkbox"/> pass to the right of the sign</p> <p><input type="checkbox"/> continue driving to the right after the sign</p> <p><input type="checkbox"/> turn right after the sign</p> <p><input type="checkbox"/> stop on the right of the sign</p>	
2	59/1	<p>Which of the road signs means "Pass on the right of the sign"?</p> <p><input checked="" type="checkbox"/> <input type="checkbox"/> <input type="checkbox"/></p> <div>    </div>	
2	59/2	<p>Which of the road signs means "Pass on the left of the sign"?</p> <p><input checked="" type="checkbox"/> <input type="checkbox"/> <input type="checkbox"/></p> <div>    </div>	



2	60/1	<p>The meaning of this road sign is:</p> <p><input checked="" type="checkbox"/> "Mandatory road for pedestrians only"</p> <p><input type="checkbox"/> "Pedestrian crossing"</p> <p><input type="checkbox"/> "Movement prohibited for pedestrians"</p> <p><input type="checkbox"/> "Walkway"</p>	
2	61/1	<p>The mandatory prescription of this road sign applies to the drivers of:</p> <p><input checked="" type="checkbox"/> Road vehicles marked with an identification sign for dangerous goods</p> <p><input type="checkbox"/> oversized road vehicles</p> <p><input type="checkbox"/> slow-moving road vehicles</p> <p><input type="checkbox"/> special vehicles</p>	
2	62/1	<p>Which road sign signals for an additional road lane for slow-moving road vehicles?</p> <p><input checked="" type="checkbox"/> <input type="checkbox"/> <input type="checkbox"/> <input type="checkbox"/></p>	
2	63/1	<p>Which road sign designates a road for one-way traffic after the sign?</p> <p><input checked="" type="checkbox"/> <input type="checkbox"/> <input type="checkbox"/> <input type="checkbox"/></p>	
2	64/1	<p>After which road sign shall the traffic rules for tunnels apply?</p> <p><input checked="" type="checkbox"/> <input type="checkbox"/> <input type="checkbox"/> <input type="checkbox"/></p>	





2	65/1	<p>The meaning of this road sign is:</p> <p><input checked="" type="checkbox"/> one-way traffic after the sign</p> <p><input type="checkbox"/> turning left and right is prohibited</p> <p><input type="checkbox"/> mandatory direction of movement</p> <p><input type="checkbox"/> move straight only after the sign</p>	
2	66/1	<p>This road sign:</p> <p><input checked="" type="checkbox"/> is an indicator for pre-positioning</p> <p><input type="checkbox"/> indicates the beginning of a road lane</p> <p><input type="checkbox"/> indicates the number of the road lanes</p> <p><input type="checkbox"/> indicates that the road is for one-way traffic after the sign</p>	
2	67/1	<p>After this road sign the driver:</p> <p><input checked="" type="checkbox"/> must take measures to limit the noise</p> <p><input type="checkbox"/> may park on both sides of the road</p> <p><input type="checkbox"/> should not drive with a speed exceeding 40 km/h</p>	
2	67/2	<p>This road sign:</p> <p><input checked="" type="checkbox"/> signals for a hospital in proximity</p> <p><input checked="" type="checkbox"/> indicates that the driver must take measures to limit the noise</p> <p><input type="checkbox"/> indicates that parking is allowed on both sides of the road</p> <p><input type="checkbox"/> limits the speed up to 40 km/h</p>	
2	67/3	<p>Which road sign indicates that you are passing along a hospital?</p> <div><input checked="" type="checkbox"/><input type="checkbox"/><input type="checkbox"/><input type="checkbox"/></div> <div></div>	

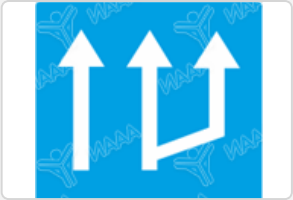



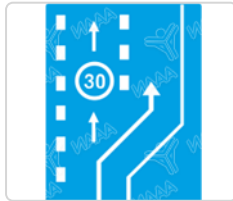






2	67/4	<p>After this road sign the driver:</p> <p><input checked="" type="checkbox"/> must take measures to limit the noise</p> <p><input type="checkbox"/> may park on both sides of the road</p> <p><input type="checkbox"/> should not drive with a speed exceeding 40 km/h</p>	
---	------	--	---







2	68/1	<p>This road sign signals for:</p> <p><input checked="" type="checkbox"/> an additional road lane for slow - moving road vehicles</p> <p><input type="checkbox"/> mandatory going around on the right</p> <p><input type="checkbox"/> speed limit up to 30 km/h</p> <p><input type="checkbox"/> one-way movement after the sign</p>	
---	------	--	---






2	69/1	<p>This road sign signals for:</p> <p><input checked="" type="checkbox"/> roadway widening</p> <p><input type="checkbox"/> unlimited space for parking</p> <p><input type="checkbox"/> a stop for public transport vehicles</p> <p><input type="checkbox"/> road lane with facility for emergency stopping</p>	
---	------	---	---







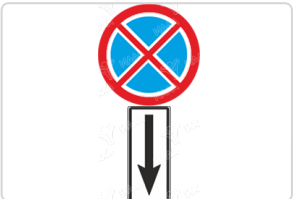
2	70/1	<p>Which road sign indicates a hospital with a section for emergency medical care?</p> <p><input checked="" type="checkbox"/> <input type="checkbox"/> <input type="checkbox"/> <input type="checkbox"/></p> <div>     </div>	
---	------	---	--




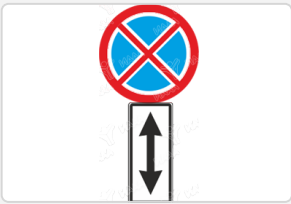

2	71/1	<p>Which road sign indicates that there is a dead end road?</p> <p><input checked="" type="checkbox"/> <input type="checkbox"/> <input type="checkbox"/> <input type="checkbox"/></p> <div>     </div>	
---	------	--	--











2	72/1	<p>What does this road sign warn about?</p> <p><input checked="" type="checkbox"/> beginning of a road lane</p> <p><input type="checkbox"/> road lane for emergency stopping</p> <p><input type="checkbox"/> additional road lane for slow-moving road vehicles</p> <p><input type="checkbox"/> road lane for turning right</p>	
2	72/2	<p>Which road sign signals the beginning of a road lane?</p> <p><input checked="" type="checkbox"/> </p> <p><input type="checkbox"/> </p> <p><input type="checkbox"/> </p> <p><input type="checkbox"/> </p>	
2	73/1	<p>Which of the road signs means "Passing to the opposite driveway"?</p> <p><input checked="" type="checkbox"/> </p> <p><input type="checkbox"/> </p> <p><input type="checkbox"/> </p> <p><input type="checkbox"/> </p>	
2	74/1	<p>This road sign signals:</p> <p><input checked="" type="checkbox"/> the end of a road lane</p> <p><input type="checkbox"/> a road lane in repair</p> <p><input type="checkbox"/> middle lane for overtaking in the indicated direction</p> <p><input type="checkbox"/> an exit from a roadside facility</p>	
2	75/1	<p>This road sign signals:</p> <p><input checked="" type="checkbox"/> road lane facility for emergency stopping</p> <p><input type="checkbox"/> road lane for the slow-moving road vehicles</p> <p><input type="checkbox"/> parking space outside the roadway</p> <p><input type="checkbox"/> the end of a road lane</p>	

2	76/1	<p>This road sign indicates:</p> <p><input checked="" type="checkbox"/> location for turning in the opposite direction</p> <p><input type="checkbox"/> mandatory direction of movement</p> <p><input type="checkbox"/> way to go around an obstacle</p> <p><input type="checkbox"/> a road junction with a roundabout</p>	
2	77/1	<p>Which of these answers gives the correct meaning of the indicated road sign with an additional plate?</p> <p><input checked="" type="checkbox"/> the narrowed section of the driveway begins at 200 meters after the sign</p> <p><input type="checkbox"/> the length of the narrowed section of the driveway is 200 m</p> <p><input type="checkbox"/> the narrowed section of the road ends 200 meters after the sign</p>	
2	77/2	<p>This plate additional to the road sign indicates:</p> <p><input checked="" type="checkbox"/> the distance to the narrowed section of the driveway</p> <p><input type="checkbox"/> the length of the narrowed section of the driveway</p> <p><input type="checkbox"/> the distance to the end of the narrowed section of the driveway</p>	
2	78/1	<p>The road sign with the additional plate warns about:</p> <p><input checked="" type="checkbox"/> the distance to the road section with successive dangerous curves is 50 m</p> <p><input type="checkbox"/> the length of the section with successive dangerous curves is 50 m</p> <p><input type="checkbox"/> the distance from the sign to the end of the section with successive curves is 50 m</p>	
2	79/1	<p>Which of these answers gives the correct meaning of the indicated road sign with an additional plate?</p> <p><input checked="" type="checkbox"/> the length of the narrowed section of the driveway is 200 m</p> <p><input type="checkbox"/> the narrowed section of the driveway begins 200 meters after the sign</p> <p><input type="checkbox"/> the narrowed section of the road ends 200 meters after the sign</p>	
2	79/2	<p>This additional plate to the road sign indicates:</p> <p><input checked="" type="checkbox"/> the length of the narrowed section of the driveway</p> <p><input type="checkbox"/> the distance to the narrowed section of the driveway</p> <p><input type="checkbox"/> the distance to the end of the narrowed section of the driveway</p>	

2	80/1	<p>In this situation the length of the section with successive dangerous curves is 1000 m.</p> <p><input checked="" type="checkbox"/> correct</p> <p><input type="checkbox"/> incorrect</p>	
2	80/2	<p>The road sign with the additional plate warns that:</p> <p><input checked="" type="checkbox"/> the length of the section with successive dangerous curves is 1000 m</p> <p><input type="checkbox"/> the distance to the road section with successive dangerous curves is 1000 m</p> <p><input type="checkbox"/> the distance from the sign to the end of the section with successive curves is 1000 m</p>	
2	81/1	<p>The additional sign indicates that parking in the indicated time is:</p> <p><input checked="" type="checkbox"/> prohibited</p> <p><input type="checkbox"/> allowed</p>	
2	82/1	<p>The additional plate indicates that the prohibition established by this sign only applies:</p> <p><input checked="" type="checkbox"/> in non-working days</p> <p><input type="checkbox"/> in working days</p>	
2	83/1	<p>The additional plate indicates that prohibition for turning left applies to:</p> <p><input checked="" type="checkbox"/> trucks only</p> <p><input type="checkbox"/> all vehicles</p> <p><input type="checkbox"/> all vehicles, except for trucks</p> <p><input type="checkbox"/> all road vehicles, except for trucks</p>	
2	83/2	<p>To which trucks does the sign with the additional plate apply?</p> <p><input checked="" type="checkbox"/> to all trucks</p> <p><input type="checkbox"/> to those with mass exceeding 3.5 tons only</p> <p><input type="checkbox"/> to those with a total mass exceeding 7.5 tones only</p> <p><input type="checkbox"/> to those with a maximum permissible mass exceeding 12.5 tons only</p>	


2	84/1	<p>To which vehicles does the sign with the additional plate apply?</p> <p><input checked="" type="checkbox"/> to the trucks</p> <p><input type="checkbox"/> to the passenger cars</p> <p><input type="checkbox"/> to the buses</p>	
2	84/2	<p>With this additional plate, are the passenger car drivers allowed to turn right after the sign?</p> <p><input checked="" type="checkbox"/> yes</p> <p><input type="checkbox"/> no</p>	
2	85/1	<p>With this additional plate, are the passenger car drivers prohibited to turn right after the sign?</p> <p><input type="checkbox"/> yes</p> <p><input checked="" type="checkbox"/> no</p>	
2	85/2	<p>Does the prohibition introduced with this road sign apply to bus drivers?</p> <p><input type="checkbox"/> no</p> <p><input checked="" type="checkbox"/> yes</p>	
2	86/1	<p>The mandatory direction of movement imposed by this road sign with an additional plate applies to:</p> <p><input checked="" type="checkbox"/> passenger cars</p> <p><input checked="" type="checkbox"/> motorcycles</p> <p><input checked="" type="checkbox"/> buses</p> <p><input type="checkbox"/> trucks</p>	
2	87/1	<p>The prohibition imposed by this road sign with an additional plate applies to:</p> <p><input checked="" type="checkbox"/> passenger cars</p> <p><input checked="" type="checkbox"/> trucks</p> <p><input checked="" type="checkbox"/> motorcycles</p> <p><input type="checkbox"/> buses</p>	
2	88/1	<p>The additional plate to the road sign indicates:</p> <p><input checked="" type="checkbox"/> the end of the section in which staying and parking are prohibited</p> <p><input type="checkbox"/> the beginning of the section in which stopping is prohibited</p>	


2	88/2	<p>The additional plate to the road sign indicates:</p> <p><input checked="" type="checkbox"/> the end of the section in which staying and parking are prohibited</p> <p><input type="checkbox"/> the beginning of the section in which stopping is prohibited</p>	
2	89/1	<p>The additional plate to the road sign indicates:</p> <p><input checked="" type="checkbox"/> the beginning of the section in which parking is prohibited</p> <p><input type="checkbox"/> the end of the section in which parking is prohibited</p>	
2	89/2	<p>The additional plate to the road sign indicates:</p> <p><input checked="" type="checkbox"/> the beginning of the section in which parking is prohibited</p> <p><input type="checkbox"/> the end of the section in which parking is prohibited</p>	
2	90/1	<p>The additional plate to the road sign indicates:</p> <p><input checked="" type="checkbox"/> the beginning of a section with length 10 m, where parking is prohibited</p> <p><input type="checkbox"/> that the beginning of the section in which parking is prohibited is 10 meters beyond</p> <p><input type="checkbox"/> the end of a section with length 10 m, where parking is prohibited</p>	
2	91/1	<p>The additional plate to the road sign indicates:</p> <p><input checked="" type="checkbox"/> extension of the zone of action of the road sign</p> <p><input type="checkbox"/> the end of a section in which staying and parking are prohibited</p> <p><input type="checkbox"/> the beginning of a section in which staying and parking are prohibited</p>	
2	91/3	<p>The additional plate to the road sign indicates:</p> <p><input checked="" type="checkbox"/> extension of the zone of action of the road sign</p> <p><input type="checkbox"/> end of the section, in which staying and parking are prohibited</p> <p><input type="checkbox"/> that the prohibition for staying and parking applies to both sides of the road</p> <p><input type="checkbox"/> the beginning of a section in which staying and parking are prohibited</p>	


2	92/1	<p>This road sign with additional plate indicates:</p> <ul style="list-style-type: none"> <input checked="" type="checkbox"/> the parking space for the road vehicles <input checked="" type="checkbox"/> the way of parking of the road vehicles <input type="checkbox"/> prohibition of parking on the sidewalk <input type="checkbox"/> that parking is permitted only for passenger cars 	
2	93/1	<p>In which cases, with this additional plate, the driver is obliged to observe the prohibition imposed by the road sign?</p> <ul style="list-style-type: none"> <input checked="" type="checkbox"/> during snowfall <input checked="" type="checkbox"/> with snow on the driveway <input checked="" type="checkbox"/> at temperatures at which the road surface may be covered with ice <input type="checkbox"/> during heavy rain 	
2	94/1	<p>Which of the additional plates indicates the direction to a facility and the distance to it?</p> <div style="display: flex; justify-content: space-around; align-items: flex-start;"> <div style="text-align: center;"> <input checked="" type="checkbox"/>  </div> <div style="text-align: center;"> <input type="checkbox"/>  </div> <div style="text-align: center;"> <input type="checkbox"/>  </div> <div style="text-align: center;"> <input type="checkbox"/>  </div> </div>	
2	95/1	<p>Which sign warns of a specific danger?</p> <div style="display: flex; justify-content: space-around; align-items: flex-start;"> <div style="text-align: center;"> <input checked="" type="checkbox"/>  </div> <div style="text-align: center;"> <input type="checkbox"/>  </div> <div style="text-align: center;"> <input type="checkbox"/>  </div> <div style="text-align: center;"> <input type="checkbox"/>  </div> </div>	






2	96/1	Which sign signals for a prohibition?			
		<input checked="" type="checkbox"/> 	<input checked="" type="checkbox"/> 	<input type="checkbox"/> 	<input type="checkbox"/>





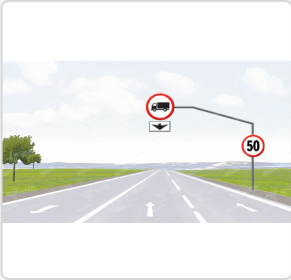
2	96/2	Which sign signals for a prohibition?			
		<input checked="" type="checkbox"/> 	<input checked="" type="checkbox"/> 	<input type="checkbox"/> 	<input type="checkbox"/>







2	97/1	At what distance after the sign, if placed outside a populated area, is the dangerous curve located?		
		<input checked="" type="checkbox"/> from 100 to 150 m	<input type="checkbox"/> from 150 to 200 m <input type="checkbox"/> from 200 to 500 m <input type="checkbox"/> over 500 m	

2	97/2	At what distance after the sign, if placed in a populated area, is the pedestrian crossing located?		
		<input checked="" type="checkbox"/> from 50 to 100 m	<input type="checkbox"/> from 100 to 150 m <input type="checkbox"/> no more than 50m <input type="checkbox"/> immediately after the sign	







2	97/3	At what distance before the danger are the warning signs placed?		
		<input checked="" type="checkbox"/> from 50 to 100 meters in a populated area	<input checked="" type="checkbox"/> from 100 to 150 meters outside a populated area <input type="checkbox"/> no more than 50 m <input type="checkbox"/> immediately before the danger	




2	98/1	<p>In this situation, at what distance should we expect the dangerous curve, about which the road sign warns us?</p> <p><input checked="" type="checkbox"/> from 100 to 150 m</p> <p><input type="checkbox"/> from 50 to 100 m</p> <p><input type="checkbox"/> more than 200 m</p> <p><input type="checkbox"/> more than 50 m</p>	
2	99/1	<p>In this situation, at what distance after the road sign is the pedestrian crossing located?</p> <p><input checked="" type="checkbox"/> from 50 to 100 m</p> <p><input type="checkbox"/> up to 50 m</p> <p><input type="checkbox"/> from 100 to 150 m</p> <p><input type="checkbox"/> at 200 m</p>	
2	100/1	<p>In this road outside a populated area, the area with dangerous curves starts:</p> <p><input checked="" type="checkbox"/> from 100 to 150 meters after the sign</p> <p><input type="checkbox"/> from 50 to 100 meters after the sign</p> <p><input type="checkbox"/> at 250 m after the sign</p> <p><input type="checkbox"/> no more than 250 m</p>	
2	101/1	<p>The prohibition imposed by this road sign is valid:</p> <p><input checked="" type="checkbox"/> up to the next road junction</p> <p><input checked="" type="checkbox"/> up to a sign which repeals the prohibition</p> <p><input type="checkbox"/> up to the end of the road</p> <p><input type="checkbox"/> at 150 m after the sign</p>	
2	102/1	<p>In this situation, the prohibition for overtaking is valid:</p> <p><input checked="" type="checkbox"/> up to the end of the narrowed section of the road</p> <p><input type="checkbox"/> up to a sign which repeals the prohibition</p> <p><input type="checkbox"/> up to the next road junction</p> <p><input type="checkbox"/> up to the end of the road</p>	

2	103/1	<p>In this situation, the prohibition from the road sign is valid:</p> <ul style="list-style-type: none"> <input checked="" type="checkbox"/> up to the end of the section of the road with a slope <input type="checkbox"/> up to a sign which repeals the prohibition <input type="checkbox"/> at the distance specified in the sign for prohibition <input type="checkbox"/> up to the next road junction 	
2	103/2	<p>In this situation, the prohibition for movement at a speed higher than indicated, is valid:</p> <ul style="list-style-type: none"> <input checked="" type="checkbox"/> up to the end of the danger signaled by the warning road sign <input type="checkbox"/> up to a sign which repeals the prohibition <input type="checkbox"/> up to the next road junction <input type="checkbox"/> at 50 m after the sign 	
2	104/1	<p>In this situation the prohibition for staying and parking is valid:</p> <ul style="list-style-type: none"> <input checked="" type="checkbox"/> up to the end of the danger indicated by the warning road sign <input type="checkbox"/> up to a sign that repeals the prohibition <input type="checkbox"/> up to the next road junction <input type="checkbox"/> at the location only where the signs are placed 	
2	105/1	<p>When there is a road sign with an additional plate "Arrow" above the driveway, this means that:</p> <ul style="list-style-type: none"> <input checked="" type="checkbox"/> the sign applies only to the road lane, above which it is placed <input type="checkbox"/> the sign does not apply to the road lane, above which it is placed <input type="checkbox"/> the sign refers only to those vehicles which continue their movement straight after the sign <input type="checkbox"/> the sign refers to the entire width of the driveway 	
2	105/2	<p>In this situation, the movement of trucks on the lane, above which the road sign is placed, is:</p> <ul style="list-style-type: none"> <input checked="" type="checkbox"/> prohibited <input type="checkbox"/> allowed without restrictions <input type="checkbox"/> allowed, but only at a speed not higher than the indicated <input type="checkbox"/> allowed, if their laden mass does not exceed 3.5 tons 	

2	106/1	<p>In this situation, the movement of trucks on the lane, above which the road sign is placed, is:</p> <p><input checked="" type="checkbox"/> prohibited</p> <p><input type="checkbox"/> allowed</p>	
2	107/1	<p>Is the crossing of the single continuous line between the neighboring road lanes allowed?</p> <p><input checked="" type="checkbox"/> no</p> <p><input type="checkbox"/> yes</p>	
2	107/2	<p>The crossing of the single continuous line between the neighboring road lanes is:</p> <p><input checked="" type="checkbox"/> prohibited</p> <p><input type="checkbox"/> allowed</p>	
2	108/1	<p>The crossing of the single continuous line between the neighboring road lanes is:</p> <p><input checked="" type="checkbox"/> prohibited in all cases</p> <p><input type="checkbox"/> allowed</p> <p><input type="checkbox"/> prohibited, except for stopping on the other side of the road</p>	
2	109/1	<p>In this situation, the crossing of the single continuous line is:</p> <p><input checked="" type="checkbox"/> prohibited in all cases</p> <p><input type="checkbox"/> prohibited except for stopping on the other side of the road</p> <p><input type="checkbox"/> allowed</p>	
2	109/2	<p>In this situation, the driver of the passenger car is allowed to cross a single continuous line to stop on the other side of the road.</p> <p><input checked="" type="checkbox"/> incorrect</p> <p><input type="checkbox"/> correct</p>	

2	110/1	<p>The crossing of the single dashed line between the neighboring road lanes is:</p> <p><input checked="" type="checkbox"/> allowed</p> <p><input type="checkbox"/> prohibited</p>	
2	110/2	<p>In this situation, the driver of the passenger car is allowed to cross the single dashed line to stop on the other side of the road.</p> <p><input checked="" type="checkbox"/> correct</p> <p><input type="checkbox"/> incorrect</p>	
2	111/1	<p>In this situation, the crossing of the single continuous line outlining the boundary of the driveway is:</p> <p><input checked="" type="checkbox"/> allowed</p> <p><input type="checkbox"/> prohibited</p>	
2	112/1	<p>Is the crossing of the single continuous line outlining the boundary of the roadway allowed?</p> <p><input checked="" type="checkbox"/> yes</p> <p><input type="checkbox"/> no</p>	
2	113/1	<p>Is it allowed to cross the single dashed line outlining the boundary of the driveway?</p> <p><input checked="" type="checkbox"/> yes</p> <p><input type="checkbox"/> no</p>	
2	115/1	<p>In this situation, to which of the vehicles is allowed to cross the road marking?</p> <p><input checked="" type="checkbox"/> to the blue one</p> <p><input type="checkbox"/> to the red one</p> <p><input type="checkbox"/> to both passenger cars</p>	

2	116/1	<p>In this situation, is it permitted to cross the marking, in order to make the manoeuvre indicated by an arrow?</p> <p><input checked="" type="checkbox"/> no</p> <p><input type="checkbox"/> yes</p>	
2	117/1	<p>In this situation, is it permitted to cross the marking, in order to make the manoeuvre indicated by an arrow?</p> <p><input checked="" type="checkbox"/> yes</p> <p><input type="checkbox"/> no</p>	
2	118/1	<p>The entry into the section of the driveway marked with oblique parallel lines, is:</p> <p><input checked="" type="checkbox"/> prohibited</p> <p><input type="checkbox"/> permitted for parking</p> <p><input type="checkbox"/> allowed to stop only for staying</p>	
2	119/1	<p>The entry into the section of the driveway marked with oblique parallel lines, is:</p> <p><input checked="" type="checkbox"/> prohibited</p> <p><input type="checkbox"/> permitted while overtaking only</p> <p><input type="checkbox"/> allowed to stop only for staying</p>	
2	120/1	<p>In this situation, the road marking positioned across the road indicates:</p> <p><input checked="" type="checkbox"/> artificial bumps on the driveway</p> <p><input type="checkbox"/> section of the road under repair</p> <p><input type="checkbox"/> a line for awaiting</p> <p><input type="checkbox"/> location for mandatory stop</p>	
2	121/1	<p>In the area outlined by an yellow broken line, it is allowed to stop for:</p> <p><input checked="" type="checkbox"/> staying</p> <p><input type="checkbox"/> parking</p> <p><input type="checkbox"/> staying and parking</p>	

2	122/1	<p>The temporary road marking can be identified by:</p> <p><input checked="" type="checkbox"/> the color of the marking</p> <p><input type="checkbox"/> the width of the lines</p> <p><input type="checkbox"/> the light reflection coefficient</p>	
2	123/1	<p>In this situation, the crossing of the line indicated by the cones is:</p> <p><input checked="" type="checkbox"/> prohibited</p> <p><input type="checkbox"/> allowed</p>	
2	124/1	<p>In this situation, the cones outline the line which crossing is:</p> <p><input checked="" type="checkbox"/> prohibited</p> <p><input type="checkbox"/> allowed</p>	
2	125/1	<p>The white walking stick carried by a pedestrian means that he is:</p> <p><input checked="" type="checkbox"/> blind</p> <p><input type="checkbox"/> deaf-mute</p> <p><input type="checkbox"/> very old</p>	
2	126/1	<p>In case of a discrepancy between the temporary road marking and the permanent road marking, the drivers:</p> <p><input checked="" type="checkbox"/> must comply with the temporary road marking</p> <p><input type="checkbox"/> must comply with the permanent road marking</p> <p><input type="checkbox"/> must not comply with the road marking</p>	
2	127/1	<p>In this situation, which of the road signs must the driver of the blue passenger car comply with?</p> <p><input checked="" type="checkbox"/> the portable road sign placed on the driveway</p> <p><input type="checkbox"/> the permanently affixed road sign</p>	

2	128/1	<p>The "artificial bump" on the driveway is intended for:</p> <ul style="list-style-type: none"><input checked="" type="checkbox"/> limiting the speed of the road vehicles<input type="checkbox"/> designation of an obstacle on the driveway<input type="checkbox"/> warning of areas where movement is prohibited
---	-------	---