

















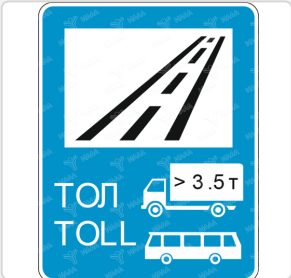









EXECUTIVE AGENCY "ROAD TRANSPORT ADMINISTRATION"


EXAM QUESTIONS FOR CANDIDATES FOR ACQUISITION OF DRIVING LICENSE FROM CATEGORIES AM, A1, A2, A, B1, B AND T

Topic 2: THE ROADS AND STREETS ON WHICH WE MOVE

Points	Number	Question and answers
2	1/1	<p>The meaning of this road sign is:</p> <div><input checked="" type="checkbox"/> a priority road</div> <div><input type="checkbox"/> cross if the road is free</div> <div><input type="checkbox"/> give way to the road vehicles from the opposite traffic</div> <div><input type="checkbox"/> attention, a road junction</div> <div></div>
2	1/2	<p>Which of the signs indicates that you are driving on a priority road?</p> <div><input checked="" type="checkbox"/></div> <div><input type="checkbox"/></div> <div><input type="checkbox"/></div> <div><input type="checkbox"/></div>
2	2/1	<p>Which of the signs means "End of the priority road"?</p> <div><input checked="" type="checkbox"/></div> <div><input type="checkbox"/></div> <div><input type="checkbox"/></div> <div><input type="checkbox"/></div>
2	3/1	<p>The number of a road, according to the international classification is designated with:</p> <div><input checked="" type="checkbox"/></div> <div><input type="checkbox"/></div> <div><input type="checkbox"/></div>

2	3/2	<p>The number of a highway according to the national classification is designated with:</p> <div> <input checked="" type="checkbox"/> <input type="checkbox"/> <input type="checkbox"/> </div> <div>    </div>
2	4/1	<p>This road sign indicates:</p> <div> <input checked="" type="checkbox"/> that the use of the road requires a paid vignette fee <input type="checkbox"/> two-way traffic after the sign <input type="checkbox"/> automobile road <input type="checkbox"/> the number of the road lanes in one direction </div> 
2	4/2	<p>In this situation, the road sign indicates that:</p> <div> <input checked="" type="checkbox"/> the use of the road requires a paid vignette fee <input type="checkbox"/> the marking that separates the road lanes permits crossing <input type="checkbox"/> both road lanes are designated for driving in one direction </div> 
2	4/3	<p>This road sign indicates:</p> <div> <input checked="" type="checkbox"/> the use of the road requires a paid vignette or TOLL fee <input type="checkbox"/> two-way traffic after the sign <input type="checkbox"/> automobile road <input type="checkbox"/> the number of the road lanes in one direction </div> 
2	4/4	<p>This road sign indicates:</p> <div> <input checked="" type="checkbox"/> the use of the road requires a paid TOLL fee <input type="checkbox"/> two-way traffic after the sign <input type="checkbox"/> only straight traffic after the sign <input type="checkbox"/> the number of the road lanes in one direction </div> 
2	4/5	<p>This road sign indicates:</p> <div> <input checked="" type="checkbox"/> parking space for charging electric vehicles <input type="checkbox"/> automobile road <input type="checkbox"/> staying and parking are prohibited </div> 

2	4/6	<p>This road sign warns of:</p> <p><input checked="" type="checkbox"/> reduced visibility</p> <p><input type="checkbox"/> a traffic accident has occurred</p> <p><input type="checkbox"/> possibility of strong crosswind</p> <p><input type="checkbox"/> traffic jam formed</p>	
2	4/7	<p>This road sign warns of:</p> <p><input type="checkbox"/> reduced visibility</p> <p><input type="checkbox"/> a traffic accident has occurred</p> <p><input type="checkbox"/> possibility of strong crosswind</p> <p><input checked="" type="checkbox"/> traffic jam formed</p>	
2	4/8	<p>This road sign warns of:</p> <p><input type="checkbox"/> dangerous road banquet</p> <p><input type="checkbox"/> danger of slipping</p> <p><input checked="" type="checkbox"/> a traffic accident has occurred</p> <p><input type="checkbox"/> traffic jam formed</p>	
2	5/1	<p>This road sign warns about:</p> <p><input checked="" type="checkbox"/> a dangerous right turn</p> <p><input type="checkbox"/> the risk of a road vehicle turning right off the road</p> <p><input type="checkbox"/> a road junction, where you should mandatorily turn to the right</p> <p><input type="checkbox"/> a parking area by the road</p>	
2	5/2	<p>This road sign warns about:</p> <p><input checked="" type="checkbox"/> a dangerous left turn</p> <p><input type="checkbox"/> the risk of a road vehicle leaving the off the road</p> <p><input type="checkbox"/> a road junction, where you should mandatorily turn to the left</p> <p><input type="checkbox"/> a dangerous slope of the road</p>	
2	6/1	<p>This road sign warns about:</p> <p><input checked="" type="checkbox"/> series of dangerous curves, the first of which is to the left</p> <p><input type="checkbox"/> series of steep ascents and descents</p> <p><input type="checkbox"/> danger of slipping</p> <p><input type="checkbox"/> an obstacle that must be bypassed on the left</p>	

2	6/2	<p>This road sign warns about:</p> <ul style="list-style-type: none"> <input checked="" type="checkbox"/> series of dangerous curves, the first of which is to the right <input type="checkbox"/> series of steep ascents and descents <input type="checkbox"/> danger of slipping <input type="checkbox"/> an obstacle that must be bypassed on the right 	
---	-----	---	---

2	7/1	<p>Which of the road signs warns that you will enter a dangerous turn?</p> <div> <input checked="" type="checkbox"/>  <input type="checkbox"/>  <input type="checkbox"/>  <input checked="" type="checkbox"/>  </div>
---	-----	---

2	7/2	<p>Which of the road signs warns that you will enter a dangerous turn?</p> <div> <input checked="" type="checkbox"/>  <input checked="" type="checkbox"/>  <input type="checkbox"/>  <input type="checkbox"/>  </div>
---	-----	---


2	7/3	<p>Which of the road signs warns that you will enter a dangerous turn?</p> <div> <input checked="" type="checkbox"/>  <input checked="" type="checkbox"/>  <input type="checkbox"/>  <input type="checkbox"/>  </div>
---	-----	---


2	7/4	<p>Which of the road signs warns that you will enter a dangerous turn?</p> <div> <input checked="" type="checkbox"/>  <input type="checkbox"/>  <input type="checkbox"/>  <input type="checkbox"/>  </div>
---	-----	--


2	8/1	<p>How does the vehicle stability change if, when entering a turn, the driver increases the speed?</p> <p><input checked="" type="checkbox"/> it deteriorates</p> <p><input type="checkbox"/> it improves</p> <p><input type="checkbox"/> it does not change</p>
2	8/2	<p>When entering a turn, the increase of the speed improves the stability of the vehicle.</p> <p><input checked="" type="checkbox"/> incorrect</p> <p><input type="checkbox"/> correct</p>
2	8/3	<p>When entering a turn, the increase of the speed deteriorates the stability of the vehicle.</p> <p><input checked="" type="checkbox"/> correct</p> <p><input type="checkbox"/> incorrect</p>
2	9/1	<p>When a vehicle makes a turn at a high speed, the most dangerous is:</p> <p><input checked="" type="checkbox"/> the possible lateral sliding of the vehicle</p> <p><input type="checkbox"/> the accelerated improper wearing of the tire tread</p> <p><input type="checkbox"/> the accelerated wearing of the steering system</p> <p><input type="checkbox"/> the accelerated wearing of the suspension</p>
2	10/1	<p>When a vehicle makes a turn, does the radius of the turn affect the stability of the vehicle?</p> <p><input checked="" type="checkbox"/> yes</p> <p><input type="checkbox"/> no</p>
2	10/2	<p>How does the vehicle stability change, when making a turn with the turning radius reducing?</p> <p><input checked="" type="checkbox"/> it deteriorates</p> <p><input type="checkbox"/> it improves</p> <p><input type="checkbox"/> it does not change</p>
2	11/1	<p>This road sign warns about:</p> <p><input checked="" type="checkbox"/> a dangerous roadside</p> <p><input type="checkbox"/> a slippery road section</p> <p><input type="checkbox"/> bumps on the road</p> <p><input type="checkbox"/> the way of parking</p>






		Which road sign warns about a dangerous roadside?			
		<input checked="" type="checkbox"/>	<input type="checkbox"/>	<input type="checkbox"/>	<input type="checkbox"/>
2	11/2				

		This road sign warns of approaching:		
		<input checked="" type="checkbox"/>	<input type="checkbox"/>	
			<input type="checkbox"/>	
			<input type="checkbox"/>	
			<input type="checkbox"/>	
2	12/1		a driveway, narrowed at both sides a bridge a tunnel a facility for emergency stop	

		This road sign warns about:		
		<input checked="" type="checkbox"/>	<input type="checkbox"/>	
			<input type="checkbox"/>	
			<input type="checkbox"/>	
			<input type="checkbox"/>	
2	12/2		narrowing of the driveway from the left change in the road slope insertion of a road lane on the left dangerous roadside on the left	

		This road sign warns about:		
		<input checked="" type="checkbox"/>	<input type="checkbox"/>	
			<input type="checkbox"/>	
			<input type="checkbox"/>	
			<input type="checkbox"/>	
2	12/3		narrowing of the driveway on the right dangerous roadside on the right roadside facility on the right reduction of the number of the road lanes	

		Which road sign warns that the driveway is narrowed from the right?			
		<input checked="" type="checkbox"/>	<input type="checkbox"/>	<input type="checkbox"/>	<input type="checkbox"/>
2	13/1				

2	13/2	Which road sign warns that the driveway is narrowed?			
		<input checked="" type="checkbox"/> 	<input checked="" type="checkbox"/> 	<input checked="" type="checkbox"/> 	<input type="checkbox"/> 

2	13/3	Which road sign warns that the driveway is narrowed?			
		<input checked="" type="checkbox"/> 	<input type="checkbox"/> 	<input type="checkbox"/> 	<input type="checkbox"/> 

2	13/4	Which road sign warns that the driveway becomes narrow?			
		<input checked="" type="checkbox"/> 	<input checked="" type="checkbox"/> 	<input type="checkbox"/> 	<input type="checkbox"/> 


2	13/5	Which road sign warns that the driveway becomes narrow?			
		<input checked="" type="checkbox"/> 	<input checked="" type="checkbox"/> 	<input type="checkbox"/> 	<input type="checkbox"/> 






2	14/1	The meaning of this road sign is:		
		<input checked="" type="checkbox"/> Attention! Other dangers	<input type="checkbox"/> Attention! Pedestrian crossing	
		<input type="checkbox"/> Attention! Stop!	<input type="checkbox"/> Attention! Children	


2	15/1	Which road sign warns about a steep slope in descending?			
		<input checked="" type="checkbox"/> 	<input type="checkbox"/> 	<input type="checkbox"/> 	<input type="checkbox"/> 


2	15/2	Which road sign warns about a steep slope in ascending?			
		<input checked="" type="checkbox"/> 	<input type="checkbox"/> 	<input type="checkbox"/> 	<input type="checkbox"/> 


2	16/1	Which road sign warns about a danger of slipping?			
		<input checked="" type="checkbox"/> 	<input type="checkbox"/> 	<input type="checkbox"/> 	<input type="checkbox"/> 




2	17/1	The additional outline with fluorescent yellow-green reflective background around the road sign, means that:		
		<input checked="" type="checkbox"/> the pedestrian crossing is located in a section of the road, where accidents often occur <input type="checkbox"/> the pedestrian crossing is not illuminated <input type="checkbox"/> after the pedestrian crossing there is a section of the road under repair <input type="checkbox"/> there is an intensive traffic of pedestrians		





2	17/2	<p>The additional outline with fluorescent yellow-green reflective background around the road sign, means that:</p> <ul style="list-style-type: none"> <input checked="" type="checkbox"/> in this section of the road accidents often occur <input type="checkbox"/> the sign is valid only if the road is wet <input type="checkbox"/> a section of the road under repair follows <input type="checkbox"/> the restriction applies only for trucks 	
2	17/3	<p>In this situation, the fluorescent yellow-green reflective background, where the road sign is placed on:</p> <ul style="list-style-type: none"> <input checked="" type="checkbox"/> indicates that in this road section there is a concentration of accidents <input type="checkbox"/> indicates that overtaking is prohibited <input type="checkbox"/> indicates that the speed limit is observed only when making a turn <input type="checkbox"/> indicates that follows a section of the road under repair 	
2	18/1	<p>This road sign indicates:</p> <ul style="list-style-type: none"> <input checked="" type="checkbox"/> that a section of the road with concentration of accidents follows <input type="checkbox"/> that the road enters a tunnel <input type="checkbox"/> for a danger of rocks fallen on the road <input type="checkbox"/> for a section of the road under repair 	
2	18/2	<p>In this situation, the road signs indicate that:</p> <ul style="list-style-type: none"> <input checked="" type="checkbox"/> follows a section of the road with concentration of accidents <input type="checkbox"/> follows a section of the road under repair <input type="checkbox"/> there is a danger of rocks fallen on the road <input type="checkbox"/> after the curve, the road enters a tunnel 	
2	19/1	<p>This sign warns about a possible danger of:</p> <ul style="list-style-type: none"> <input checked="" type="checkbox"/> people working on the driveway or in the area of the road <input checked="" type="checkbox"/> construction equipment on the driveway <input checked="" type="checkbox"/> bumps on the driveway <input type="checkbox"/> children playing on the driveway 	


2	19/2	<p>After this road sign:</p> <ul style="list-style-type: none"> <input checked="" type="checkbox"/> on the driveway, there may be people working <input checked="" type="checkbox"/> there are may be obstacles on the driveway <input type="checkbox"/> the road is closed for traffic <input type="checkbox"/> parking is prohibited 	
---	------	---	---


2	20/1	<p>This road sign:</p> <ul style="list-style-type: none"> <input checked="" type="checkbox"/> warns that follows a section of the road under repair <input type="checkbox"/> prohibits the performing of repair works on the road <input type="checkbox"/> indicates the place for loading and unloading operations on road <input type="checkbox"/> indicates that in this road section there is a concentration of accidents 	
---	------	---	---


2	21/1	<p>This road sign:</p> <ul style="list-style-type: none"> <input checked="" type="checkbox"/> warns about the place where cyclists enter the road <input type="checkbox"/> indicates for a section of the road on which traffic is prohibited for cyclists <input type="checkbox"/> indicates the beginning of the cycle lane <input type="checkbox"/> indicates the beginning of the path only for cyclists 	
---	------	---	--





2	22/1	<p>Which sign warns about bumps on the driveway?</p> <div style="display: flex; justify-content: space-around; align-items: flex-start;"> <div style="text-align: center;"> <input checked="" type="checkbox"/>  </div> <div style="text-align: center;"> <input checked="" type="checkbox"/>  </div> <div style="text-align: center;"> <input type="checkbox"/>  </div> <div style="text-align: center;"> <input type="checkbox"/>  </div> </div>
---	------	--




2	22/2	<p>Which sign warns about artificial bumps on the driveway?</p> <div style="display: flex; justify-content: space-around; align-items: flex-start;"> <div style="text-align: center;"> <input checked="" type="checkbox"/>  </div> <div style="text-align: center;"> <input type="checkbox"/>  </div> <div style="text-align: center;"> <input type="checkbox"/>  </div> <div style="text-align: center;"> <input type="checkbox"/>  </div> </div>
---	------	--





2	23/1	<p>This road sign:</p> <p><input checked="" type="checkbox"/> warns about a road junction with a non-priority road</p> <p><input type="checkbox"/> indicates that the next road junction must be crossed straight</p> <p><input type="checkbox"/> indicates the end of the priority road</p> <p><input type="checkbox"/> indicates the beginning of the priority road</p>	
---	------	--	---


2	23/2	<p>This road sign:</p> <p><input checked="" type="checkbox"/> warns about a road junction with a road on the right, which is a non-priority road</p> <p><input type="checkbox"/> indicates the directions for crossing the next road junction</p> <p><input type="checkbox"/> indicates a place for stopping by the road</p> <p><input type="checkbox"/> indicates the widening of the driveway</p>	
---	------	--	---


2	23/3	<p>This road sign:</p> <p><input checked="" type="checkbox"/> warns about a road junction with a road on the left, which is a non-priority road</p> <p><input type="checkbox"/> indicates the obligatory direction for crossing the next road junction</p> <p><input type="checkbox"/> indicates the crossing of equivalent roads</p> <p><input type="checkbox"/> indicates the place of stopping by the road</p>	
---	------	--	--


2	24/1	<p>Which road signs warn about a road junction with a road without the right of way?</p> <p><input checked="" type="checkbox"/> <input checked="" type="checkbox"/> <input checked="" type="checkbox"/> <input type="checkbox"/></p> <div>     </div>
---	------	---

2	24/2	<p>Which road signs warn about a road junction with a road without the right of way?</p> <p><input checked="" type="checkbox"/> <input checked="" type="checkbox"/> <input type="checkbox"/> <input type="checkbox"/></p> <div>     </div>
---	------	--





2	24/3	<p>Which road sign warns about a road junction with a non-priority road?</p> <div> <input checked="" type="checkbox"/> <input type="checkbox"/> <input type="checkbox"/> <input type="checkbox"/> </div> <div>     </div>
---	------	--

2	25/1	<p>This road sign:</p> <div> <input checked="" type="checkbox"/> warns about a road junction roads with an equal right of way <input type="checkbox"/> indicates the beginning of a road section in which the entry is prohibited <input type="checkbox"/> indicates a road section on which staying and parking are prohibited <input type="checkbox"/> indicates the end of the priority road </div> 
---	------	--

2	25/2	<p>Which road sign warns about approaching of a road junction of equivalent roads?</p> <div> <input checked="" type="checkbox"/> <input type="checkbox"/> <input type="checkbox"/> <input type="checkbox"/> </div> <div>     </div>
---	------	--

2	26/1	<p>This road sign warns about:</p> <div> <input checked="" type="checkbox"/> a road junction with a roundabout <input type="checkbox"/> a place on which you should make a U-turn <input type="checkbox"/> a section of the road on which it is prohibited to make a U-turn <input type="checkbox"/> a driveway island </div> 
---	------	---

2	26/2	<p>Which road sign warns about approaching a road junction with a roundabout?</p> <div> <input checked="" type="checkbox"/> <input type="checkbox"/> <input type="checkbox"/> <input type="checkbox"/> </div> <div>     </div>
---	------	---








2	27/1	Which road sign warns about approaching a road junction?			
		<input checked="" type="checkbox"/> 	<input checked="" type="checkbox"/> 	<input type="checkbox"/> 	<input checked="" type="checkbox"/> 





2	27/2	Which road sign warns about approaching a road junction?			
		<input checked="" type="checkbox"/> 	<input type="checkbox"/> 	<input type="checkbox"/> 	<input type="checkbox"/> 


2	27/3	Which road sign warns about approaching a road junction?			
		<input checked="" type="checkbox"/> 	<input checked="" type="checkbox"/> 	<input type="checkbox"/> 	<input type="checkbox"/> 





2	27/4	Which road sign warns about approaching a road junction?			
		<input checked="" type="checkbox"/> 	<input checked="" type="checkbox"/> 	<input checked="" type="checkbox"/> 	<input type="checkbox"/> 


2	28/1	On the road, pedestrian crossings are:	
		<input checked="" type="checkbox"/> the extensions of the sidewalks and the roadsides on the driveway <input checked="" type="checkbox"/> the places outlined with road markings where pedestrians cross the driveway <input checked="" type="checkbox"/> the places indicated with a road sign where pedestrians cross <input type="checkbox"/> the places indicated by road marking of the "Zebra" type only	

2	29/1	<p>At a road junction, the pedestrians are allowed to cross the driveway along the sidewalk:</p> <p><input checked="" type="checkbox"/> when the extension is outlined by a road marking</p> <p><input checked="" type="checkbox"/> when the extension is not outlined by a road marking</p> <p><input type="checkbox"/> only when it is indicated by a road sign</p> <p><input type="checkbox"/> only when the extension is outlined by a road marking of the "Zebra" type</p>	
2	30/1	<p>In this situation, the pedestrian is crossing the driveway on the pedestrian crossing.</p> <p><input checked="" type="checkbox"/> correct</p> <p><input type="checkbox"/> incorrect</p>	
2	31/1	<p>When there are no pedestrian crossings in the proximity, the pedestrians are allowed to cross the driveway outside the designated areas:</p> <p><input checked="" type="checkbox"/> on roads outside the populated areas</p> <p><input checked="" type="checkbox"/> on two-lane, two-way roads in populated areas</p> <p><input type="checkbox"/> on the road junctions of the highways</p> <p><input type="checkbox"/> on all roads open for public use</p>	
2	32/1	<p>This road sign:</p> <p><input checked="" type="checkbox"/> warns the drivers that they are approaching a pedestrian crossing</p> <p><input type="checkbox"/> indicates the exact location of the pedestrian crossing</p> <p><input type="checkbox"/> indicates the beginning of a road only for pedestrians</p> <p><input type="checkbox"/> warns about a road junction with intensive pedestrian traffic</p>	
2	33/1	<p>Which road sign warns that you are approaching a pedestrian crossing?</p> <p><input checked="" type="checkbox"/> </p> <p><input type="checkbox"/> </p> <p><input type="checkbox"/> </p> <p><input type="checkbox"/> </p>	


	2 33/2	<p>Which road sign warns that you are approaching a place where pedestrians cross the driveway?</p> <div> <input checked="" type="checkbox"/> <input type="checkbox"/> <input type="checkbox"/> <input type="checkbox"/> </div> <div>     </div>
--	-----------	---

	2 34/1	<p>This road sign:</p> <div> <input checked="" type="checkbox"/> indicates the exact location of the pedestrian crossing <input type="checkbox"/> warns the drivers when approaching a pedestrian crossing <input type="checkbox"/> indicates the beginning of a road only for pedestrians <input type="checkbox"/> indicates the beginning of a pedestrian route </div> <div>  </div>
--	-----------	---





	2 34/2	<p>Which road sign indicates the exact location of the pedestrian crossing?</p> <div> <input checked="" type="checkbox"/> <input type="checkbox"/> <input type="checkbox"/> <input type="checkbox"/> </div> <div>     </div>
--	-----------	---


	2 35/1	<p>This road sign warns that you are approaching:</p> <div> <input checked="" type="checkbox"/> a railway crossing without barriers <input type="checkbox"/> a railway overpass <input type="checkbox"/> a railway station <input type="checkbox"/> a railway crossing with automatic barriers </div> <div>  </div>
--	-----------	--

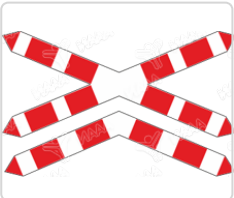



	2 35/2	<p>Which road sign warns that you are approaching a railroad crossing without barriers?</p> <div> <input checked="" type="checkbox"/> <input type="checkbox"/> <input type="checkbox"/> <input type="checkbox"/> </div> <div>     </div>
--	-----------	---


2	36/1	<p>This road sign warns that you are approaching:</p> <p><input checked="" type="checkbox"/> a railway crossing with barriers</p> <p><input type="checkbox"/> a swing bridge</p> <p><input type="checkbox"/> a tram line</p> <p><input type="checkbox"/> a road closed for public use</p>	
---	------	--	---





2	36/2	<p>Which of the road signs warns that you are approaching a railway crossing with barriers?</p> <p><input checked="" type="checkbox"/> <input type="checkbox"/> <input type="checkbox"/> <input type="checkbox"/></p>	   
---	------	--	--

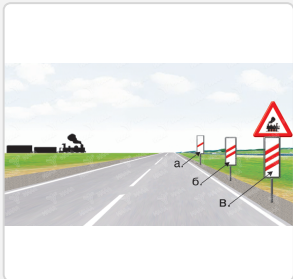
2	37/1	<p>Which road signs warn that you are approaching a railway crossing?</p> <p><input checked="" type="checkbox"/> <input checked="" type="checkbox"/> <input type="checkbox"/> <input type="checkbox"/></p>	   
---	------	---	--


2	38/1	<p>This road sign:</p> <p><input checked="" type="checkbox"/> indicates that the railway crossing has two or more tracks</p> <p><input type="checkbox"/> prohibits the crossing without stopping</p> <p><input type="checkbox"/> indicates the location of mandatory stopping</p> <p><input type="checkbox"/> indicates that the railway crossing has a single track</p>	
---	------	---	---

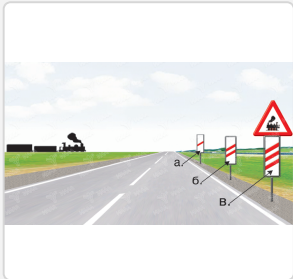
2	38/2	<p>Which road signs indicate that the railroad crossing has two or more tracks?</p> <p><input checked="" type="checkbox"/> <input type="checkbox"/> <input type="checkbox"/> <input type="checkbox"/></p>	   
---	------	--	--

2	39/1	<p>This road sign:</p> <p><input checked="" type="checkbox"/> indicates that the railway crossing has a single track</p> <p><input type="checkbox"/> prohibits the entry opposite the sign</p> <p><input type="checkbox"/> warns about a road junction of roads with an equal right of way</p> <p><input type="checkbox"/> indicates that the railroad crossing has two or more tracks</p>	
---	------	---	---

2	39/2	<p>Which sign indicates that the railway crossing has a single track?</p> <p><input checked="" type="checkbox"/> <input type="checkbox"/> <input type="checkbox"/> <input type="checkbox"/></p> <div>     </div>	
---	------	--	--

2	40/1	<p>On this figure, "a" designates the road sign which indicates that the distance to the railway crossing is:</p> <p><input checked="" type="checkbox"/> 80 m</p> <p><input type="checkbox"/> 160 m</p> <p><input type="checkbox"/> 240 m</p>	
---	------	--	--

2	40/2	<p>On this figure, "b" designates the road sign which indicates that the distance to the railway crossing is:</p> <p><input type="checkbox"/> 80 m</p> <p><input checked="" type="checkbox"/> 160 m</p> <p><input type="checkbox"/> 240 m</p>	
---	------	--	---

2	40/3	<p>On this figure, "c" designates the road sign which indicates that the distance to the railway crossing is:</p> <p><input type="checkbox"/> 80 m</p> <p><input type="checkbox"/> 160 m</p> <p><input checked="" type="checkbox"/> 240 m</p>	
---	------	--	---